

# Commercial Mechanical

- C02 Finish glossary
- C02 NZ handing guide
- C02 USA handing guide

## Locks and latches

- C03 Legge 991 Series ordering procedure
- C04 Legge 991 V Series
- C05 Legge 991 C Series
- C06 Legge 990 Series ordering procedure
- C07 Legge 990 N Series
- C08 Legge 990 D Series
- C08 Legge 990 S Series
- C09 Legge 995 Series ordering procedure
- C10 Legge 995 V Series
- C11 Legge 995 C Series
- C12 Legge 990, 991 and 995 Series accessories
- C14 Schlage tubular latches
- C14 Schlage 951 Series short backset deadlocks
- C15 Legge G2 Series
- C16 Schlage B250 Series deadlatch
- C16 Falcon D271 Series indicating deadbolt
- C16 Legge nightlatch

## Cylinders and keying

- C17 Schlage padlocks
- C18 Schlage SR restricted keying system
- C19 Schlage cylinders
- C20 Legge cylinders
- C20 Legge keying

## Door furniture

- C21 Legge levers
- C22 Legge 67 Series
- C24 Legge 6000 Series
- C26 Legge 8000 Series
- C28 Legge 6000/8000 Series accessories
- C30 Legge 500 Series
- C36 Legge 700 Series
- C40 Legge 800 Series
- C44 Legge 5300 Series
- C46 Legge 5400 Series
- C48 Legge commercial furniture accessories
- C49 Legge 700 Marine Series
- C50 Legge 5300 Marine Series

## Pull handles

- C51 Legge 3800 Series brass pull handles order procedure
- C52 Legge 3800 Series brass pull handles
- R16 Schlage stainless steel pull handles
- R17 Schlage pull handle fixing options and drilling details (refer to Residential section)

## Door controls

- C53 LCN 4031/4031T Series surface mounted closers
- C54 LCN 1461/1461T Series surface mounted closers
- C55 LCN 4040XP/4040XPT Series surface mounted closers
- C55 LCN 4040 Sentronic Series fire/life safety closers
- C55 LCN 4300 Sentronic Series fire/life safety closers
- C56 Briton 1120 Series surface mounted closers
- C57 Briton 1130 Series surface mounted closers
- C57 Briton 2300 Series cam action closers
- C58 Briton 2700 Series cam action closers
- C58 Briton 2400 Series concealed cam action closers
- C58 Briton transom closers
- C59 Briton floor springs
- C60 Briton 2800 pivot set
- C60 Briton 7500 pivot set
- C60 Ives pivot set
- C61 Briton door selectors
- C61 Ives coordinators, filler bars and mounting brackets
- C61 Glynn Johnson overhead door stops and holders
- C62 Ives flush bolts and dust proof strikes
- C62 Ives lock protectors

## Exit devices

- C63 Von Duprin 22 Series
- C64 Von Duprin 33A Series
- C65 Von Duprin 99 Series
- C66 Von Duprin 88 Series
- C67 Von Duprin Chexit
- C67 Von Duprin universal strikes
- C68 Briton 370 Series

## General hardware

- C69 Legge satin stainless steel pull handles and push plates
- C70 Legge latch back door holders
- C70 Legge stainless steel hinges
- C71 Legge roller catches
- C71 Legge flush bolts
- C71 Legge chain bolts
- C71 Schlage cabinet locks
- R50 Schlage door stops (refer to Residential section)

## Washroom

- C72 Legge shower seats
- C72 Legge signage
- C72 Legge grab rails

# Finish glossary

These colours are indicative only, subject to limitations in the printing process.



**ABZ**

Antique Bronze



**ALUM**

Aluminium



**CP**

Chrome Plate




**DKBZ**

Dark Bronze




**ORB**

Oil Rubbed  
Bronze



**PB/PBU**

Polished Brass/  
Unlacquered



**SBC**

Satin Black  
Chrome




**SB/SBU**

Satin Brass/  
Unlacquered



**SCP**

Satin Chrome  
Plate




**SE\***

Silver



**SNP**

Satin Nickel  
Plate




**SSS**

Satin Stainless  
Steel


\*Contact Allegion or look online for coating type

## NZ handing guide

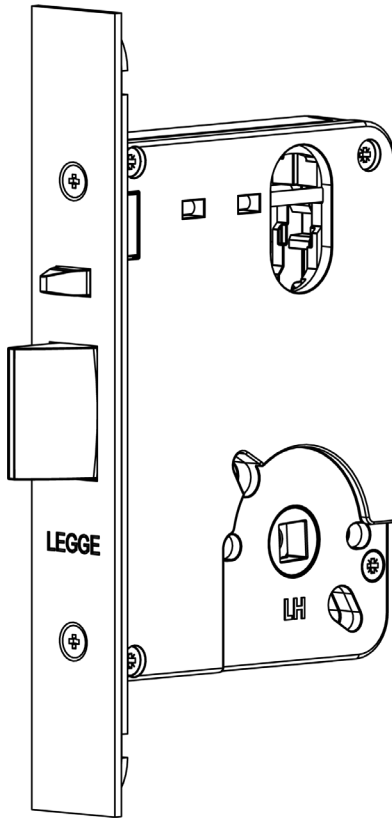


## USA handing guide

Please use USA handing chart when ordering 4300 Series door closers



# Legge 991 Series



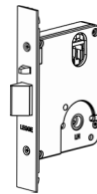
| Warranties |                                 |
|------------|---------------------------------|
| Mechanical | 30 years                        |
| Finish     | allegion.co.nz/finisheswarranty |

**Door type:** Metal or timber  
**Backset:** 60mm standard  
**Fire rated:** 4 hours – refer fire door manufacturer for approval  
**Door thickness:** 32mm to 50mm – accessories for doors up to 65mm thick available  
**Fixings:** Forend M4 metric  
**Installation:** QuickFix™ furniture can be installed directly onto 991MF in a matter of seconds

### Standard lock case only

| Function | Description                    | Price  |
|----------|--------------------------------|--------|
| L91MF    | 991MF Multi function case only | 267.00 |

To convert the 991MF Series lock cases to specific 991 functions you will require the appropriate cams and cam adaptors as indicated on pages C04 and C05.



### Extended backset (supplied as Legge 990 Series)

| Backset | Price      |
|---------|------------|
| 70mm    | add 136.00 |
| 89mm    | add 172.00 |
| 127mm   | add 238.00 |

## Ordering procedure

| L91V                                     | 31                    | S   | 60   |
|--|-----------------------|---|--|
| Function                                 | Sub-function          | Finish  | Backset  |
| Vestibule ..... L91V<br>Combination L91C | refer following pages | Satin chrome plate ..... S<br>* Refer to lock kits on page C12 for other finishes | 60mm ...leave blank<br>70mm* ..... 70<br>89mm* ..... 89<br>127mm* .....127 |

\*Extended backsets are supplied as 990MF version lock. QuickFix™ furniture set will require posts to be removed for installation. V25 extended backsets will require 4A-LH/RH adaptors.

### 1. Function

#### Select the desired function

e.g. Vestibule lock ..... L91V

### 2. Sub-function

#### Select the required sub-function

e.g. V31 Office/classroom locking latch ..... L91V31

### 3. Finish

#### Select the desired finish

e.g. Satin chrome plate ..... L91V31S

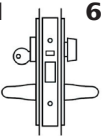
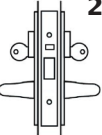
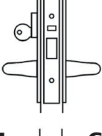
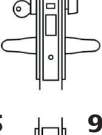
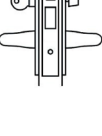
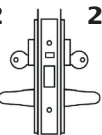
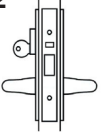
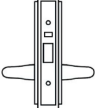
### 4. Backset

#### Nominate the non-standard backset if required

e.g. 60mm ..... L91V31S

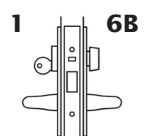
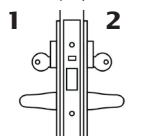
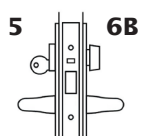
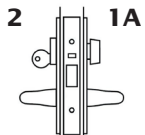
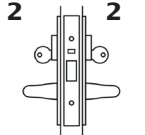
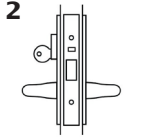
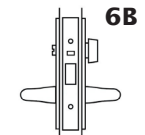
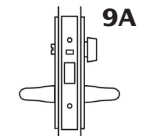
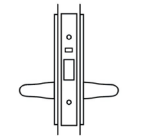
**Note:** Prices listed on following pages are for complete locks inclusive of case, cylinder, cams and adaptors  
Deduct \$58.50 per cylinder not required.

# Legge 991 V Series

|  | Sub-function | Code    | Description   | Price  |
|--|--------------|---------|---|--------|
| <b>1</b> <b>6B</b><br>  | V1           | L91V1S  | <b>Vestibule lock</b><br>Outside: Key operates bolt at all times. Handle operative except when locked by inside turn<br>Inside: Turn locks and unlocks outside handle. Handle always operative  | 403.00 |
| <b>1</b> <b>2</b><br>   | V7           | L91V7S  | <b>Exterior and exit lock</b><br>Outside: Key operates bolt at all times. Handle operative except when locked by inside key<br>Inside: Key locks and unlocks outside handle. Handle always operative  | 463.00 |
| <b>1</b><br>            | V9           | L91V9S  | <b>Storeroom lock</b><br>Outside: Key operates bolt at all times. Handle always inoperative<br>Inside: Handle always operative  | 389.00 |
| <b>5</b> <b>6B</b><br>  | V21          | L91V21S | <b>Vestibule lock</b><br>Outside: Operative except when locked by outside key or inside turn<br>Inside: Turn locks and unlocks outside handle. Handle always operative  | 403.00 |
| <b>5</b> <b>9A</b><br> | V25          | L91V25S | <b>Anti-lockout lock</b><br>Outside: Key locks and unlocks handle. Handle operative except when locked by outside key or inside turn.<br>Closing door or operating inside handle will unlock mechanism and make the outside handle operative<br>Inside: Turn locks and unlocks outside handle. Handle always operative<br>Note: extended backsets (990MF) will require the 4A-LH/RH adaptor for anti-lockout function | 403.00 |
| <b>2</b> <b>2</b><br> | V27          | L91V27S | <b>Lockdown lock</b><br>Outside: Key locks and unlocks handle. Handle operative except when locked outside or inside key<br>Inside: Handle always operative   | 463.00 |
| <b>2</b><br>          | V31          | L91V31S | <b>Office/classroom locking latch</b><br>Outside: Key locks and unlocks handle. Handle operative except when locked by outside key<br>Inside: Handle always operative   | 389.00 |
|                       | V55          | L91V55S | <b>Exit latch</b><br>Outside: Handle always inoperative<br>Inside: Handle always operative  | 308.00 |

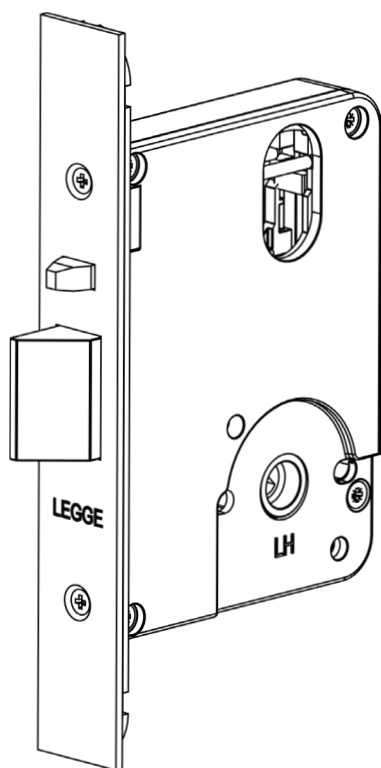
**Note:** Refer to C21 for furniture

# Legge 991 C Series

|   | Sub-function | Code     | Description   | Price  |
|---|--------------|----------|---|--------|
|    | C1           | L91C1S   | <b>Entry lock</b><br>Outside: Key operates bolt at all times. Both handles operative except when locked by inside turn<br>Inside: Turn locks and unlocks both handles   | 403.00 |
|    | C7           | L91C7S   | <b>Glass door lock</b><br>Outside: Key operates bolt at all times. Both handles operative except when locked by inside key<br>Inside: Key locks and unlocks both handles  | 463.00 |
|    | C21          | L91C21S  | <b>Entry lock</b><br>Outside: Both handles operative except when locked by outside key or inside turn<br>Inside: Turn locks and unlocks both handles  | 403.00 |
|    | C23          | L91C23S  | <b>Turn entry lock</b><br>Outside: Both handles operative except when locked by outside key<br>Inside: Turn operates bolt at all times  | 403.00 |
|   | C27          | L91C27S  | <b>Double cylinder lock</b><br>Outside: Handle operative except when locked by outside or inside key<br>Inside: Handle operative except when locked by inside or outside key  | 463.00 |
|  | C31          | L91C31S  | <b>Single cylinder lock</b><br>Outside: Both handles operative except when locked by outside key<br>Inside: Handle operative except when locked by outside key  | 389.00 |
|  | C33          | L91C33S  | <b>Privacy lock</b><br>Outside: Operative except when locked by inside turn. Emergency button unlocks both handles<br>Inside: Turn locks and unlocks both handles   | 331.00 |
|  | C33A         | L91C33AS | <b>Privacy lock</b><br>Outside: Operative except when locked by inside turn. Emergency button unlocks both handles. Closing door will unlock mechanism and make the outside handle operative<br>Inside: Turn locks and unlocks both handles | 331.00 |
|  | C57          | L91C57S  | <b>Passage latch</b><br>Outside: Handle always operative<br>Inside: Handle always operative   | 277.00 |

**Note:** Refer to C21 for furniture

# Legge 990 Series



| Warranties |                                 |
|------------|---------------------------------|
| Mechanical | 30 years                        |
| Finish     | allegion.co.nz/finisheswarranty |

**Door type:** Metal or timber  
**Backset:** 60mm standard. 70mm, 89mm and 127mm available  
**Fire rated:** 4 hours – refer fire door manufacturer for approval  
**Door thickness:** 32mm to 50mm – locks for doors up to 65mm thick available

### Standard lock case only

| Function | Description               | Price  |
|----------|---------------------------|--------|
| L91MF    | Refer to Legge 991 Series | 267.00 |
| L91N     | 990 N Series case only    | 302.00 |
| L9D      | 990 D Series case only    | 316.00 |
| L9S      | 990 S Series case only    | 352.00 |

To convert the 990 Series lock cases to specific 990 functions you will require the appropriate cams and cam adaptors as indicated on the following pages.

### Extended backset (V, C and N Series only)

| Backset | Price      |
|---------|------------|
| 70mm    | add 136.00 |
| 89mm    | add 172.00 |
| 127mm   | add 238.00 |

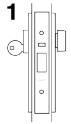
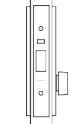
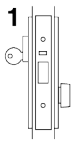
## Ordering procedure

| L9D  | 3                     | S   | 60   |
|--|-----------------------|---|--|
| Function   | Sub-function          | Finish  | Backset  |
| Nightlatch .... L91N<br>Deadlock..... L9D<br>Sliding door.... L9S      | refer following pages | Satin chrome plate ..... S                        | 60mm ... leave blank<br>70mm ..... 70<br>89mm ..... 89<br>127mm..... 127 |
| Vestibule and Combination locks, refer to Legge 991 Series on page C03 |                       | Refer to lock kits on page C12 for other finishes | Deadlock and sliding door lock only available in 60mm backset            |

- Function  
**Select the desired function**  
 e.g. Deadlock ..... **L9D**
- Sub-function  
**Select the required sub-function**  
 e.g. D3 Double cylinder deadlock ..... L9D3
- Finish  
**Select the desired finish**  
 e.g. Satin chrome plate ..... L9D3S
- Backset  
**Nominate the non-standard backset if required**  
 e.g. 60mm ..... L9D3S

**Note:** Prices listed on following pages are for complete locks inclusive of case, cylinder, cams and adaptors  
 Deduct \$58.50 per cylinder not required.

# Legge 990 N Series

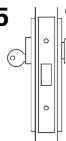


| Sub-function | Code  | Description  | Price  |
|--------------|-------|--|--------|
| N1           | L9N1S | <b>Nightlatch</b><br>Outside: Key operates bolt<br>Inside: Turn operates bolt and hold back function<br>To engage hold back function, manually depress latch, rotate turn towards latch and then release latch | 373.00 |
| N7           | L9N7S | <b>Exit door latch</b><br>Inside: Turn operates bolt and hold back function<br>To engage hold back function, manually depress latch, rotate turn towards latch and then release latch                          | 301.00 |
| N9           | L9N9S | <b>Fire door nightlatch</b><br>Outside: Key operates bolt<br>Inside: Turn operates bolt<br>No hold back function   | 373.00 |

**Note:** Refer to C23, C25 and C27 for escutcheons

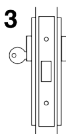
# Legge 990 D Series

5 7A



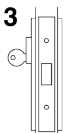
| Sub-function | Code  | Description   | Price  |
|--------------|-------|---|--------|
| D1           | L9D1S | <b>Entry deadlock</b><br>Outside: Key operates bolt<br>Inside: Turn operates bolt | 412.00 |

3 3



|    |       |  |        |
|----|-------|--|--------|
| D3 | L9D3S | <b>Double cylinder deadlock</b><br>Outside: Key operates bolt<br>Inside: Key operates bolt | 473.00 |
|----|-------|--|--------|

3



|    |       |  |        |
|----|-------|--|--------|
| D5 | L9D5S | <b>Lock-up shop deadlock</b><br>Outside: Key operates bolt | 393.00 |
|----|-------|--|--------|

7A



|    |       |  |        |
|----|-------|--|--------|
| D7 | L9D7S | <b>Exit deadlock</b><br>Inside: Turn operates bolt | 334.00 |
|----|-------|--|--------|

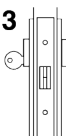
# Legge 990 S Series

5 7A



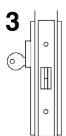
| Sub-function | Code  | Description  | Price  |
|--------------|-------|--|--------|
| S1           | L9S1S | <b>Sliding door lock</b><br>Outside: Key operates bolt<br>Inside: Turn operates bolt | 448.00 |

3 3



|    |       |  |        |
|----|-------|--|--------|
| S3 | L9S3S | <b>Double cylinder sliding deadlock</b><br>Outside: Key operates bolt<br>Inside: Key operates bolt | 515.00 |
|----|-------|--|--------|

3



|    |       |   |        |
|----|-------|---|--------|
| S5 | L9S5S | <b>Lock-up shop sliding door deadlock</b><br>Outside: Key operates bolt | 426.00 |
|----|-------|---|--------|

7A



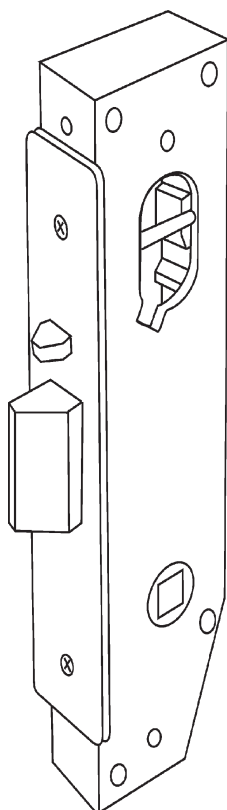
|    |       |   |        |
|----|-------|---|--------|
| S7 | L9S7S | <b>Exit sliding door deadlock</b><br>Inside: Turn operates bolt | 367.00 |
|----|-------|---|--------|

7A



|     |        |  |        |
|-----|--------|--|--------|
| S33 | L9S33S | <b>Sliding door privacy latch</b><br>Outside: Emergency button operates bolt<br>Inside: Turn operates bolt | 367.00 |
|-----|--------|--|--------|

# Legge 995 Series



| Warranties |                                 |
|------------|---------------------------------|
| Mechanical | 30 years                        |
| Finish     | allegion.co.nz/finisheswarranty |

**Door type:** Metal standard. Faceplate to suit timber doors available

**Backset:** 23mm standard. 30mm and 38mm available

**Door thickness:** 32mm to 50mm. Locks for doors up to 60mm thick available

### Standard lock case only

| Function | Description                    | Price  |
|----------|--------------------------------|--------|
| L95MF    | 995MF multi function case only | 212.00 |

To convert the 995MF Series lock cases to specific 995MF functions you will require the appropriate cams and cam adaptors as indicated on the following pages.

### Extended backset

| Backset | Price     |
|---------|-----------|
| 30mm    | add 21.00 |
| 38mm    | add 42.00 |

## Ordering procedure

| L95V                                    | 31                    | W  | S   | 30  |
|---|-----------------------|--|---|---|
| Function                                | Sub-function          | Door type                                  | Finish  | Backset   |
| Vestibule..... L95V<br>Combination L95C | refer following pages | Metal.....leave blank<br>Timber/wood.... W | Satin chrome plate ..... S<br>* Refer to lock kits on page C12 for other finishes | 23mm ...leave blank<br>30mm ..... 30<br>38mm ..... 38 |

### 1. Function

**Select the desired function**

e.g. Vestibule lock ..... **L95V**

### 2. Sub-function

**Select the required sub-function**

e.g. V31 Office/classroom locking latch ..... **L95V31**

### 3. Door type

**Nominate the non-standard door type if required**

e.g. Timber/wood ..... **L95V31W**

### 4. Finish

**Select the desired finish**

e.g. Satin chrome plate ..... **L95V31WS**

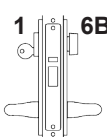
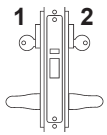
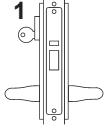
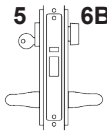
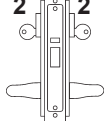
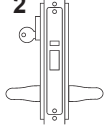
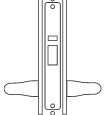
### 5. Backset

**Nominate the non-standard backset if required**

e.g. 30mm ..... **L95V31WS30**

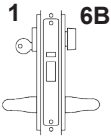
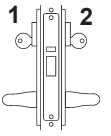
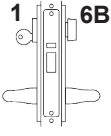
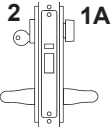
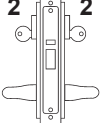
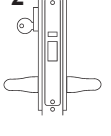
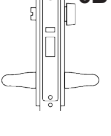
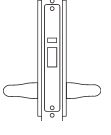
**Note:** Prices listed on following pages are for complete locks inclusive of case, cylinder, cams and adaptors  
Deduct \$58.50 per cylinder not required.

# Legge 995 V Series

|   | Sub-function | Code    | Description   | Price  |
|---|--------------|---------|---|--------|
|    | V1           | L95V1S  | <b>Vestibule lock</b><br>Outside: Key operates bolt at all times. Handle operative except when locked by inside turn<br>Inside: Turn locks and unlocks outside handle. Handle always operative            | 351.00 |
|    | V7           | L95V7S  | <b>Double cylinder lock</b><br>Outside: Key retracts bolt at all times. Handle operative except when locked by inside key<br>Inside: Key locks and unlocks outside handle. Inside handle always operative | 404.00 |
|    | V9           | L95V9S  | <b>Storeroom lock</b><br>Outside: Key operates bolt at all times. Handle always inoperative<br>Inside: Handle always operative  | 340.00 |
|    | V21          | L95V21S | <b>Entrance lock</b><br>Outside: Key locks or unlocks outside handle<br>Inside: Turn locks and unlocks outside handle. Inside handle always operative   | 351.00 |
|   | V27          | L95V27S | <b>Lockdown lock</b><br>Outside: Key locks and unlocks handle. Handle operative except when locked outside or inside key<br>Inside: Handle always operative   | 404.00 |
|  | V31          | L95V31S | <b>Office/classroom lock</b><br>Outside: Key locks and unlocks handle. Handle operative except when locked by outside key<br>Inside: Handle always operative  | 340.00 |
|  | V55          | L95V55S | <b>Exit latch</b><br>Outside: Handle always inoperative<br>Inside: Handle always operative  | 255.00 |

**Note:** Refer to C21 for door furniture

# Legge 995 C Series

|   | Sub-function | Code    | Description   | Price  |
|---|--------------|---------|---|--------|
|    | C1           | L95C1S  | <b>Entry lock</b><br>Outside: Key retracts bolt at all times<br>Inside: Turn locks and unlocks both handles                                   | 351.00 |
|    | C7           | L95C7S  | <b>Double cylinder door lock</b><br>Outside: Key retracts bolt at all times<br>Inside: Key locks and unlocks both handles                     | 404.00 |
|    | C21          | L95C21S | <b>Entry lock</b><br>Outside: Key locks and unlocks both handles<br>Inside: Turn locks and unlocks both handles                               | 351.00 |
|    | C23          | L95C23S | <b>Turn entry lock</b><br>Outside: Key locks and unlocks both handles<br>Inside: Turn operates bolt at all times                              | 351.00 |
|   | C27          | L95C27S | <b>Double cylinder lock</b><br>Outside: Key locks and unlocks both handles<br>Inside: Key locks and unlocks both handles                      | 404.00 |
|  | C31          | L95C31S | <b>Single cylinder door lock</b><br>Outside: Key locks and unlocks both handles<br>Inside: Handle operative except when locked by outside key | 340.00 |
|  | C33          | L95C33S | <b>Privacy latch</b><br>Outside: Emergency button unlocks both handles<br>Inside: Turn locks and unlocks both handles                         | 277.00 |
|  | C57          | L95C57S | <b>Passage latch</b><br>Outside: Handle always operative<br>Inside: Handle always operative   | 255.00 |

**Note:** Refer to C21 for door furniture

# Legge 990, 991 and 995 Series accessories

**Note:** Allow 30 working days for special finish orders. Minimum order charges may apply.

## Accessories

| Description                               | Finishes  |             |            |             |           |           |           | Price  |
|---|-----------|-------------|------------|-------------|-----------|-----------|-----------|--------|
|   | ABZ       | ORB         | SB         | SBC         | CP        | PB        | SSS/SCP   |        |
| R13 Rebate kit for 990/991 V, C, N Series | L9RA      | L9RORB      | L9RSB      | L9RSBC      | L9RC      | L9RP      | L9RSSS    | 125.00 |
| DR13 Rebate kit for 990 D                 | L9DRA     | L9DRORB     | L9DRSB     | L9DRSBC     | L9DRC     | L9DRP     | L9DRSSS   | 125.00 |
| LL40 40mm Short lipped strike             | LY9-LL40A | LY9-LL40ORB | LY9-LL40SB | LY9-LL40SBC | LY9-LL40C | LY9-LL40P | LY9-LL40S | 46.50  |
| LL50 50mm Long lipped strike              | LY9-LL50A | LY9-LL50ORB | LY9-LL50SB | LY9-LL50SBC | LY9-LL50C | LY9-LL50P | LY9-LL50S | 46.50  |
| LL60 60mm Long lipped strike              | LY9-LL60A | LY9-LL60ORB | LY9-LL60SB | LY9-LL60SBC | LY9-LL60C | LY9-LL60P | LY9-LL60S | 46.50  |
| LL70 70mm Long lipped strike              | LY9-LL70A | LY9-LL70ORB | LY9-LL70SB | LY9-LL70SBC | LY9-LL70C | LY9-LL70P | LY9-LL70S | 46.50  |
| LL80 80mm Long lipped strike              | LY9-LL80A | LY9-LL80ORB | LY9-LL80SB | LY9-LL80SBC | LY9-LL80C | LY9-LL80P | LY9-LL80S | 46.50  |
| LL90 90mm Long lipped strike              | LY9-LL90A | LY9-LL90ORB | LY9-LL90SB | LY9-LL90SBC | LY9-LL90C | LY9-LL90P | LY9-LL90S | 46.50  |
| Adjustable strike for 990 S               |           |             |            |             |           |           | L93-ASTK  | 121.00 |

## Parts












| Description   | Finish   | Price  |
|---|----------|--------|
|   | SSS/SCP  |        |
| 991 Offset kit for V27, 500 & 700 furniture (Cylinder and extended cylinder, #2 cams, spindle, screws)  | L91OAK1  | 231.00 |
| 995 Offset kit for V27 & 5300/5400 furniture (Cylinder and extended cylinder, #2 cams, spindle, screws) | L95OAK1  | 220.00 |
| 990 D&S Offset Kit with #3 cam (Cylinder and extended cylinder, #3 cams, screws)                        | L9DSOAK1 | 198.00 |
| 990/991 Outer forend V, C and N   | ZMK5920  | 16.50  |
| 990 Outer forend D and S  | ZMK5940  | 16.50  |
| 990/991 Strike plate V, C and N   | Z994072  | 26.00  |
| 995 Strike plate V and C  | Z995082  | 26.00  |
| 990 Strike plate D and S  | Z990462  | 26.00  |
| 990 Screw pack V, C and N   | Z994090  | 4.20   |
| 990 Screw pack D and S  | ZMK54801 | 4.20   |
| 991 Screw pack V and C  | ZMK5910  | 4.20   |
| 995 Screw pack metal  | Z995120  | 12.00  |
| 995 Screw pack timber   | Z994090  | 4.20   |
| 995 Forend for metal doors without removeable edge nosing (995-FM)                                      | Z995092  | 36.50  |
| 995 Extended forend for timber or aluminium doors with removable edge nosing (995-FW)                   | Z995103  | 71.00  |
| 990 Extension kit 55-75mm (screws, 50mm strike, spindles and cylinder with #2 cam)                      | L9EXT50S | 146.00 |
| 990 Extension kit 55-75mm (screws, 60mm strike, spindles and cylinder with #2 cam)                      | L9EXT60S | 146.00 |
| 990 Cylinder retaining screw  | Z994081  | 5.00   |
| 991 Cylinder retaining pin  | ZMK5100  | 5.00   |
| 995 Cylinder retaining screw  | Z995035  | 1.80   |
| 990/995 Spindle pack V  | Z990085  | 7.50   |
| 990/995 Extended split spindle to suit door thickness 55-75mm (each)                                    | Z990451  | 2.70   |
| 990 Strike dust box (plastic)   | Z990080  | 1.10   |
| 995 Strike dust box (metal)   | Z995072  | 5.00   |

## Special finish lock kits

| Description   | Finishes |          |         |          |         |         | Price  |
|---|----------|----------|---------|----------|---------|---------|--------|
|   | ABZ      | ORB      | SB      | SBC      | CP      | PB      |        |
| 990/991 Special finish lock kit - V, C & N Series only (M4 screws, strike and outer forend) | L991ABZ  | L991ORB  | L991SB  | L991SBC  | L991CP  | L991PB  | 81.00  |
| 990 D & S Series special finish lock kit (screws, strike and outer forend)                  | L990DABZ | L990DORB | L990DSB | L990DSBC | L990DCP | L990DPB | 91.00  |
| 995 Special finish lock kit (4BA screws, strike and outer forend metal)                     | L995MABZ | L995MORB | L995MSB | L995MSBC | L995MCP | L995MPB | 131.00 |
| 995 Special finish lock kit (4BA screws, strike and outer forend timber)                    | L995WABZ | L995WORB | L995WSB | L995WSBC | L995WCP | L995WPB | 131.00 |

# Legge 990, 991 and 995 Series accessories

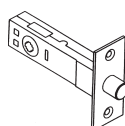
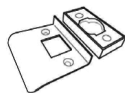
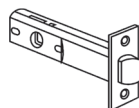
## Cams and adaptors

|   | Description  | Handing | Code    | Price |
|---|--|---------|---------|-------|
|    | #1 Cam (990/991/995)   |         | Z990201 | 1.00  |
|    | #1A Cam adaptor (990/991/995)  |         | Z990202 | 16.00 |
|    | #2 Cam (990/991/995)   |         | Z990204 | 1.00  |
|    | #3 Cam (990 D & S only)  |         | Z990206 | 1.00  |
|  | #3A Cam adaptor (990 D & S only)                                       |         | Z990199 | 16.00 |
|  | #4A Cam adaptor anti-lockout (990 only)<br>Note: refer 9A for 991 lock | LH      | Z990208 | 16.00 |
|  |  | RH      | Z990209 | 16.00 |
|  | #5 Cam (990/991/995)   |         | Z990211 | 1.00  |
|  | #6B Cam adaptor (990/991/995)  |         | Z990260 | 16.00 |
|  | #7A Cam adaptor (990 D & S only)                                       |         | Z990222 | 16.00 |
|  | #9A Cam adaptor anti-lockout (991 only)                                |         | ZMK5901 | 16.00 |

# Schlage Tubular latches

**Note:** Not suitable for unsprung door furniture or heavy duty applications.

| Warranties |                                 |
|------------|---------------------------------|
| Mechanical | 10 years                        |
| Finish     | allegion.co.nz/finisheswarranty |



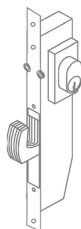
| Description   | Spindle size (mm) | Finish | Code           | Price |
|---|-------------------|--------|----------------|-------|
| 3722 Light duty commercial tubular latch - 60mm backset | 7.6               | SSS    | L3722SB        | 27.50 |
| Universal rebate kit                                    |                   | SCP    | SRL14340       | 24.00 |
| 12081 Tubular bolt (suits star spindle)                 | 4.5               | SSS    | DAX12081SSS-01 | 20.00 |
| Star spindle brass                                      | 4.5 x 85          |        | ZSS            | 3.20  |

# Legge 951 Series short backset deadlocks

**Door thickness:** 32mm to 55mm

**Bolt throw:** 28mm

| Warranties |                                 |
|------------|---------------------------------|
| Mechanical | 10 years                        |
| Finish     | allegion.co.nz/finisheswarranty |



| Description   | Finish | Code     | Price  |
|---|--------|----------|--------|
| Sliding 23mm deadlock single cylinder with turn, double cylinder, self latching strike and aluminium forend                 | SSS    | SCL10356 | 160.00 |
| Dual 30mm deadlock and sliding deadlock. Single cylinder with turn, double cylinder, self latching strike and wooden forend | SSS    | SCL10364 | 428.00 |

## Accessories

| Description                  | Finish | Code     | Price |
|------------------------------|--------|----------|-------|
| Timber forend for lock body  | SSS    | SCL10361 | 16.00 |
| Timber forend for strike box | SSS    | SCL10362 | 16.00 |

# Legge G2 Series

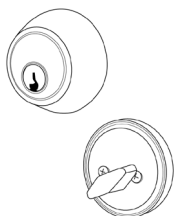
**Backset:** Deadbolt – 60/70mm adjustable.

Orbit and Neptune – 70mm standard, 60mm and 127mm available.

**Fire rated:** Refer fire door manufacturer for approval.

| Warranties |                                 |
|------------|---------------------------------|
| Mechanical | 10 years                        |
| Finish     | allegion.co.nz/finisheswarranty |

## Deadbolt



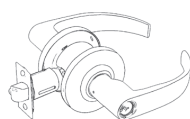
| Description                            | Finish    |        |
|--|-----------|--------|
|  | SCP       | Price  |
| <b>Door thickness: 32mm to 50mm</b>    |           |        |
| G160 Single cylinder and turn deadbolt | G2BOLTSCS | 108.00 |
| G162 Double cylinder deadbolt          | G2BOLTDCS | 139.00 |

## Orbit



| Description                         | Finish  |       |
|-------------------------------------|---------|-------|
|                                     | SSS     | Price |
| <b>Door thickness: 32mm to 50mm</b> |         |       |
| G50PD Entrance lock                 | G2OENTS | 90.50 |

## Neptune



| Description                         | Finish    |        |
|-------------------------------------|-----------|--------|
|                                     | SCP       | Price  |
| <b>Door thickness: 32mm to 50mm</b> |           |        |
| G10S Passage latch                  | G2NPASS   | 182.00 |
| G40S Privacy latch                  | G2NPRIS   | 211.00 |
| G50PD Entrance lock                 | G2NENTS   | 224.00 |
| G66PD Entrance lock double cylinder | G2NDCENTS | 239.00 |
| G70PD Classroom lock                | G2NCLASS  | 224.00 |
| G80PD Storeroom lock                | G2NSTRS   | 224.00 |
| G170 Single dummy trim              | G2NDUMS   | 87.00  |
| <b>Door thickness: 45mm to 60mm</b> |           |        |
| G10S Passage latch                  | G2NPASTS  | 328.00 |
| G50PD Entrance lock                 | G2NENTTS  | 410.00 |
| G70PD Classroom lock                | G2NCLASTS | 410.00 |

## Accessories

| Description   | Finish    |       |
|---|-----------|-------|
|   | SCP       | Price |
| 60mm Deadlatch  | G2-60DLS  | 29.50 |
| 60mm Springlatch  | G2-60SLS  | 29.50 |
| 127mm Extension kit (60mm deadlatch required, G2-60DLS) | G3-127DLS | 54.00 |


# Schlage B250 Series deadlatch

**Backset:** 70mm standard, 60mm available.

**Door thickness:** 35mm to 44mm.

**Fire rated:** Refer fire door manufacturer for approval.

| Warranties |                                 |
|------------|---------------------------------|
| Mechanical | 10 years                        |
| Finish     | allegion.co.nz/finisheswarranty |



| Description                                | Finish   |        |
|--|----------|--------|
|  | SCP      | Price  |
| B250PD Single cylinder and turn nightlatch | SCL13088 | 610.00 |

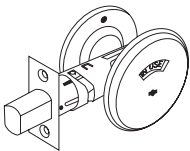
# Falcon D271 Series indicating deadbolt

**Backset:** 60mm – 70mm adjustable deadbolt.

**Door thickness:** 35mm to 57mm.

**Fire rated:** Refer fire door manufacturer for approval.

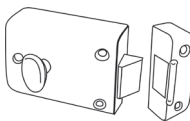
| Warranties |                                 |
|------------|---------------------------------|
| Mechanical | 10 years                        |
| Finish     | allegion.co.nz/finisheswarranty |



| Description   | Finish   |        |
|---|----------|--------|
|   | SCP      | Price  |
| D271 thumb turn deadbolt, indicating IN USE (red) or VACANT (green)<br>Emergency key supplied | SCL26245 | 266.00 |

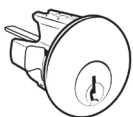
# Legge Nightlatch

| Warranties |                                 |
|------------|---------------------------------|
| Mechanical | 10 years                        |
| Finish     | allegion.co.nz/finisheswarranty |



| Description                  | Finish  |        |
|------------------------------|---------|--------|
|                              | SSS     | Price  |
| 454 Nightlatch less cylinder | L454SSS | 105.00 |

# Accessories and parts



| Description            | Finish |       |
|------------------------|--------|-------|
|                        | SCP    | Price |
| 66 Nightlatch cylinder | L66S   | 49.00 |

# Schlage Padlocks

**Features and benefits:** Meet or exceed ASTM standards for standard steel shackle, corrosion resistance Molybdenum hardened steel shackle offers greater cut resistance, conventional key-in-knob cylinder.

**Material:** Solid brass body resists corrosion for all-weather performance.

| Warranties |  |
|------------|--|
| Mechanical | 10 years   |
| Finish     | <a href="http://allegion.co.nz/finisheswarranty">allegion.co.nz/finisheswarranty</a> |



| Description   | Code                         | Price            |
|---|------------------------------|------------------|
| Schlage 23 Series brass padlock 38mm x 8mm                | KR-KS23D2300                 | 136.00           |
| Schlage 23 Series brass padlock 51mm x 8mm<br>102mm x 8mm | KR-KS23F2300<br>KR-KS23G2300 | 136.00<br>198.00 |

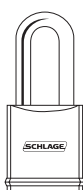
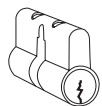
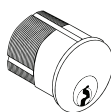
# Schlage SR restricted keying system

**Note:** Included in the price of cylinders is the surcharge for master keying (MK) or keying alike (KA) to any level and stamping of the cylinder. All cylinders are supplied with a quantity of 2 keys per change, including cutting, stamping and colour identification studs.

The default colours are: Master keys = red; change keys = blue. Please refer to Schlage SR technical data sheet to select and specify alternative colours.

| Warranties |                                 |
|------------|---------------------------------|
| Mechanical | 10 years                        |
| Finish     | allegion.co.nz/finisheswarranty |

| Description  | Finishes | Code             | Price  |
|--|----------|------------------|--------|
| <b>Master keyed oval cylinders</b>   |          |                  |        |
| 6 Pin oval cylinder – SR3 keyway   | ABZ      | SR3-OVAL-ABZ     | 197.00 |
|  | CP       | SR3-OVAL-CP      | 197.00 |
|  | ORB      | SR3-OVAL-ORB     | 197.00 |
|  | PB       | SR3-OVAL-PB      | 197.00 |
|  | PBU      | SR3-OVAL-PBU     | 197.00 |
|  | SBC      | SR3-OVAL-SBC     | 197.00 |
|  | SBU      | SR3-OVAL-SBU     | 197.00 |
|  | SCP      | SR3-OVAL-SCP     | 136.00 |
| 6 Pin extended oval cylinder (50mm) – SR3 keyway   | SCP      | SR3-OVAL-EXT-SCP | 181.00 |
| <b>Master keyed PD cylinders</b>   |          |                  |        |
| 6 Pin PD cylinder – SR3 keyway   | SCP      | SR3-PD-SCP       | 105.00 |
| <b>Master keyed rim cylinders</b>  |          |                  |        |
| 6 Pin rim cylinder – SR3 keyway  | SCP      | SR3-RIM-SCP      | 151.00 |
| <b>Master keyed round mortice cylinders</b>  |          |                  |        |
| 6 Pin round mortice cylinder – SR3 keyway  | SCP      | SR3-MORTICE-SCP  | 181.00 |
| <b>Master keyed euro cylinders</b>   |          |                  |        |
| 6 Pin euro lazy cam double cylinder – SR3 keyway   | SCP      | SR3-EURO-LC-SCP  | 241.00 |
| 6 Pin euro fixed cam double cylinder – SR3 keyway  | SCP      | SR3-EURO-FC-SCP  | 241.00 |
| 6 Pin euro fixed cam single cylinder and turn – SR3 keyway                                       | SCP      | SR3-EURO-CT-SCP  | 211.00 |
| 6 Pin euro fixed cam half cylinder– SR3 keyway   | SCP      | SR3-EURO-HC-SCP  | 151.00 |
| Schlage 23 Series brass padlock 38mm x 8mm (includes SR3 PD cylinder master keyed with two keys) | SCP      | SR3-KS23D2300    | 243.00 |

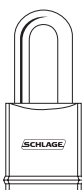
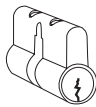
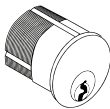


# Schlage Cylinders

**Note:** Cylinders are classic keyway and are supplied with 2 keys.

| Warranties |                                 |
|------------|---------------------------------|
| Mechanical | 10 years                        |
| Finish     | allegion.co.nz/finisheswarranty |

| Description  | Finishes | Code             | Price  |
|--|----------|------------------|--------|
| <b>Master keyed oval cylinders</b>   |          |                  |        |
| 6 Pin oval cylinder – SR1 keyway   | ABZ      | SR1-OVAL-ABZ     | 197.00 |
|  | CP       | SR1-OVAL-CP      | 197.00 |
|  | ORB      | SR1-OVAL-ORB     | 197.00 |
|  | PB       | SR1-OVAL-PB      | 197.00 |
|  | PBU      | SR1-OVAL-PBU     | 197.00 |
|  | SBC      | SR1-OVAL-SBC     | 197.00 |
|  | SBU      | SR1-OVAL-SBU     | 197.00 |
|  | SCP      | SR1-OVAL-SCP     | 136.00 |
| 6 Pin extended oval cylinder (50mm) – SR1 keyway   | SCP      | SR1-OVAL-EXT-SCP | 181.00 |
| <b>Master keyed PD cylinders</b>   |          |                  |        |
| 6 Pin PD cylinder – SR1 keyway   | SCP      | SR1-PD-SCP       | 105.00 |
| <b>Master keyed rim cylinders</b>  |          |                  |        |
| 6 Pin rim cylinder – SR1 keyway  | SCP      | SR1-RIM-SCP      | 151.00 |
| <b>Master keyed round mortice cylinders</b>  |          |                  |        |
| 6 Pin round mortice cylinder – SR1 keyway  | SCP      | SR1-MORTICE-SCP  | 181.00 |
| <b>Master keyed euro cylinders</b>   |          |                  |        |
| 6 Pin euro lazy cam double cylinder – SR1 keyway   | SCP      | SR1-EURO-LC-SCP  | 241.00 |
| 6 Pin euro fixed cam double cylinder – SR1 keyway  | SCP      | SR1-EURO-FC-SCP  | 241.00 |
| 6 Pin euro fixed cam single cylinder and turn – SR1 keyway                                       | SCP      | SR1-EURO-CT-SCP  | 211.00 |
| 6 Pin euro fixed cam half cylinder– SR1 keyway   | SCP      | SR1-EURO-HC-SCP  | 151.00 |
| Schlage 23 Series brass padlock 38mm x 8mm (includes SR1 PD cylinder master keyed with two keys) | SCP      | SR1-KS23D2300    | 243.00 |
| A Series 5 pin standard cylinder   | SCP      | SLP15932         | 44.00  |
| A Series 6 pin standard cylinder   | SCP      | SLP15940C/SC     | 103.00 |
| Oval cylinder 6 pin cylinder   | SCP      | L17362C          | 113.00 |
| Rim cylinder 6 pin cylinder  | SCP      | SLP26015         | 190.00 |
| Round mortice 6 pin cylinder   | SCP      | SLP26009         | 190.00 |



# Legge Cylinders

**Note:** Cylinders are supplied with 2 keys.  
Allow 30 working days for special finish orders.  
Minimum order charges may apply.  
All cylinder codes include #2 cam attached.  
For other cams, please specify '/1', '/3' or '/5'.

| Warranties |                                 |
|------------|---------------------------------|
| Mechanical | 10 years                        |
| Finish     | allegion.co.nz/finisheswarranty |



| Description  | Finishes | Code       | Price  |
|--|----------|------------|--------|
| Standard oval cylinder C4 keyway<br>(Suit door thickness 32mm to 54mm) | ABZ      | Z990303/2  | 88.00  |
|  | ORB      | Z990305/2  | 88.00  |
|  | SB       | Z990306/2  | 88.00  |
|  | SBC      | Z990304/2  | 88.00  |
|  | CP       | Z990301/2  | 88.00  |
|  | PB       | Z990302/2  | 88.00  |
|  | PBU      | Z990302U/2 | 88.00  |
|  | SCP      | Z990300/2  | 58.50  |
| Extended oval cylinder C4 keyway<br>(Suit door thickness 55mm to 75mm) | ABZ      | Z990237/2  | 146.00 |
|  | ORB      | Z990240/2  | 146.00 |
|  | SB       | Z990241/2  | 146.00 |
|  | SBC      | Z990238/2  | 146.00 |
|  | CP       | Z990236/2  | 146.00 |
|  | PB       | Z990239/2  | 146.00 |
|  | PBU      | Z990239U/2 | 146.00 |
|  | SCP      | Z990235/2  | 126.00 |

## Legge Keying


**Note:** The following charges are applicable to Legge oval cylinders and all Schlage pin tumbler locks.

| Description  | Code     | Price |
|--|----------|-------|
| <b>Keys</b>  |          |       |
| Charge is per key:   |          |       |
| Standard key (includes cutting)                                  | LK7      | 18.50 |
| Restricted key (includes cutting, applies to Primus and Everest) | LK21     | 45.00 |
| SR1 key (includes cutting)                                       | Z-LK3-KC | 23.50 |
| <b>Keying options</b>  |          |       |
| Charge is per lock:  |          |       |
| Master keying (excludes keys)                                    | LK1      | 42.50 |
| Construction keying (excludes keys)                              | LK2      | 42.50 |
| Key alike (excludes keys)  | LK3      | 42.50 |

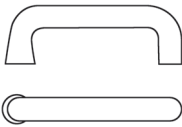
**Note:** LK7 will need to be added per key to allow for keys when LK1, LK2 or LK3 are ordered.

# Legge Levers

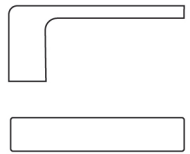
## Price code 1



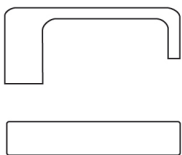
#29 Alpha




#57 Angelo



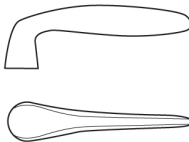
Bergen




#12 Leonardo



#50 Monet



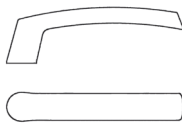
#52 Renoir



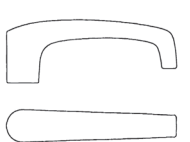
## Price code 2



#59 Cisa



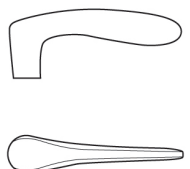
#62 Ergo



Neptune



#56 Rubens



## Omega



Made to order - pricing upon request

Omega



All prices listed effective from 01/07/2026  
All prices listed exclude GST which is applied at the prevailing rate, currently 15%.

Indent items are indicated in red  
Price on application (POA)

# Legge 67 Series ordering procedure

## Ordering procedure for Alpha, Bergen, Neptune and Omega designs

| <b>L</b><br>Brand | <b>A</b><br>Lever design  | <b>67L</b><br>Rose function code  | <b>S</b><br>Finish  |
|-------------------|---|---|---|
| Legge..... L      | Alpha..... A<br>Bergen..... B<br>Neptune..... N<br>Omega..... O | Latch furniture ..... 67<br>LR lock/latch furniture ..... 67L<br>External half set ..... 67LE<br>Internal half set ..... 67LI | Antique bronze..... A<br>Chrome plate..... C<br>Oil rubbed bronze..... ORB<br>Polished brass.... P<br>Satin black chrome..... SBC<br>Satin brass ..... SB<br>Satin chrome plate ..... S |

1. Lever design

**Select the desired lever design**

e.g. Alpha..... LA

2. Rose function

**Select the required rose function**

e.g. LR lock/latch furniture..... LA67L

3. Finish

**Select the desired finish**

e.g. Satin chrome..... LA67LS

## Ordering procedure for all other lever designs

| <b>L67</b><br>Brand/series | <b>/59</b><br>Lever design | <b>L</b><br>Rose function code                                       | <b>E</b><br>Set type code   | <b>S</b><br>Finish   |
|----------------------------|----------------------------|--|---|--|
| Legge..... L67             | Refer to page C21          | Latch furniture ..... leave blank<br>LR lock/latch furniture ..... L | Leave blank if full set is required<br>External half set . E<br>Internal half set ... I | Antique bronze..... A<br>Chrome plate..... C<br>Oil rubbed bronze..... ORB<br>Polished brass.... P<br>Satin black chrome ..... SBC<br>Satin brass ..... SB<br>Satin chrome plate ..... S |

1. Brand series

**Nominate the series**..... L67

2. Lever design

**Select the desired lever design**

e.g. # 59 Cisa..... L67/59

3. Rose function

**Select the required rose function**

e.g. LR lock/latch furniture..... L67/59L

4. Set type

**If a half set is required select the required side**

e.g. External half set..... L67/59LE

5. Finish

**Select the desired finish**

e.g. Satin chrome plate..... L67/59LES

# Legge 67 Series

- Base material solid brass

**Door thickness:** 32mm to 55mm. Extended parts to suit 56mm to 75mm available (refer accessories page C48).

**Finishes:** If unlacquered brass is required add a U to the end of finish code. e.g. satin brass unlacquered: SBU.

**Fixing screw:** 3" x 5/32 (76mm) Whitworth SSS (ZMRPX5323).

**Note:** Refer page C22 for ordering procedure.

Allow 10 working days for any SCP product not in stock at time of order.

Allow 30 working days for special finish orders. Minimum order charges may apply.

| Warranties |                                 |
|------------|---------------------------------|
| Mechanical | 30 years                        |
| Finish     | allegion.co.nz/finisheswarranty |

## Furniture

|  | Model | Description                                | Finishes                         | Alpha            | Price code 1     | Price code 2     |
|--|-------|--|----------------------------------|------------------|------------------|------------------|
|  | 67    | 4 hole latch furniture set (Face fix only) | SCP<br>CP, PB, ORB, SBC, SB, ABZ | 324.00<br>420.00 | 334.00<br>435.00 | 399.00<br>520.00 |
|  | 67L   | LR Lock/latch furniture set                | SCP<br>CP, PB, ORB, SBC, SB, ABZ | 324.00<br>420.00 | 334.00<br>435.00 | 399.00<br>520.00 |
|  | 67LE  | LR external half set                       | SCP<br>CP, PB, ORB, SBC, SB, ABZ | 169.00<br>219.00 | 173.00<br>225.00 | 201.00<br>263.00 |
|  | 67LI  | LR internal half set                       | SCP<br>CP, PB, ORB, SBC, SB, ABZ | 169.00<br>219.00 | 173.00<br>225.00 | 201.00<br>263.00 |
|  | 67EB  | External blank rose                        | SCP<br>CP, PB, ORB, SBC, SB, ABZ |                  | 87.00<br>111.00  |                  |
|  | 67IB  | Internal blank rose                        | SCP<br>CP, PB, ORB, SBC, SB, ABZ |                  | 87.00<br>111.00  |                  |

## Escutcheons

|  | Model | Description  | Finishes                         | Price            |
|--|-------|--|----------------------------------|------------------|
|  | 22    | Forged brass oval cylinder hole with grub screw fixing | SCP<br>CP, PB, ORB, SBC, SB, ABZ | 54.50<br>71.50   |
|  | 23    | Forged brass turn                                      | SCP<br>CP, PB, ORB, SBC, SB, ABZ | 109.00<br>137.00 |
|  | 24    | Forged brass emergency release                         | SCP<br>CP, PB, ORB, SBC, SB, ABZ | 100.00<br>125.00 |

# Legge 6000 Series ordering procedure

| <b>L<br/>Brand</b> | <b>6002<br/>Rose function<br/>code</b>   | <b>/59<br/>Lever design</b>                             | <b>S<br/>Finish</b>   |
|--------------------|--|---|---|
| Legge..... L       | Lever<br>furniture ..... 6000<br>Half set..... 6001<br>Fixed<br>half set..... 6002<br>Blank rose ... 6003<br>Passage set... 6005<br>Privacy set.... 6006 | Bergen..... B<br>Neptune..... N<br>Refer to page<br>C21 | Antique<br>bronze..... A<br>Chrome plate.... C<br>Oil rubbed<br>bronze..... ORB<br>Polished brass... P<br>Satin black<br>chrome..... SBC<br>Satin brass ..... SB<br>Satin chrome<br>plate ..... S |

## 1. Rose function

### Select the required rose function

e.g. 6002 fixed half set ..... **L6002**

## 2. Lever design

### Select the desired lever design

e.g. # 59 Cisa ..... **L6002/59**

## 3. Finish

### Select the desired finish

e.g. Satin chrome plate ..... **L6002/59S**

# Legge 6000 Series

- Base material solid brass lever, zinc escutcheon

**Door thickness:** Lock/latch: 32mm to 50mm, passage: 32mm to 50mm, privacy: 32mm to 42mm.

**Finishes:** If unlacquered brass is required add a U to the end of finish code. e.g. satin brass unlacquered: SBU.

**Fixing screw:** M4 x 75mm SSS (LLP80008).

**Note:** Refer page C24 for ordering procedure.

Allow 10 working days for any SCP product not in stock at time of order.

Allow 30 working days for special finish orders. Minimum order charges may apply.

| Warranties |                                 |
|------------|---------------------------------|
| Mechanical | 30 years                        |
| Finish     | allegion.co.nz/finisheswarranty |

## Furniture

| Model | Description              | Finishes                  | Price code 1 | Price code 2 |
|-------|--------------------------|---------------------------|--------------|--------------|
| 6000  | Lock/latch furniture set | SCP                       | 283.00       | 348.00       |
|       |                          | CP, PB, ORB, SBC, SB, ABZ | 368.00       | 451.00       |
| 6001  | Half set                 | SCP                       | 143.00       | 171.00       |
|       |                          | CP, PB, ORB, SBC, SB, ABZ | 186.00       | 222.00       |
| 6002  | Half set fixed           | SCP                       | 143.00       | 171.00       |
|       |                          | CP, PB, ORB, SBC, SB, ABZ | 186.00       | 222.00       |
| 6003  | Blank rose               | SCP                       | 85.50        |              |
|       |                          | CP, PB, ORB, SBC, SB, ABZ | 106.00       |              |
| 6005  | Passage set – 60mm latch | SCP                       | 316.00       | 374.00       |
|       |                          | CP, PB, ORB, SBC, SB, ABZ | 411.00       | 485.00       |
| 6006  | Privacy set – 60mm latch | SCP                       | 385.00       | 444.00       |
|       |                          | CP, PB, ORB, SBC, SB, ABZ | 500.00       | 580.00       |

## Escutcheons

| Model    | Description                     | Finishes                  | Price  |
|----------|---------------------------------|---------------------------|--------|
| 6007     | Turn                            | SCP                       | 53.00  |
|          |                                 | CP, PB, ORB, SBC, SB, ABZ | 111.00 |
| 6008     | Cylinder                        | SCP                       | 35.00  |
|          |                                 | CP, PB, ORB, SBC, SB, ABZ | 76.50  |
| 6009     | Emergency release               | SCP                       | 53.00  |
|          |                                 | CP, PB, ORB, SBC, SB, ABZ | 111.00 |
| 6012     | Euro profile cylinder           | SCP                       | 35.00  |
|          |                                 | CP, PB, ORB, SBC, SB, ABZ | 76.50  |
| 6013     | Indicating turn                 | SCP                       | 55.50  |
|          |                                 | CP, PB, ORB, SBC, SB, ABZ | 129.00 |
| 6014     | Indicating emergency release    | SCP                       | 54.50  |
|          |                                 | CP, PB, ORB, SBC, SB, ABZ | 134.00 |
| 6054     | Accessible turn LH/RH           | SCP                       | 121.00 |
|          |                                 | CP, PB, ORB, SBC, SB, ABZ | 182.00 |
| 6054LIND | Indicating accessible turn (LH) | SCP                       | 138.00 |
| 6054RIND | Indicating accessible turn (RH) | CP, PB, ORB, SBC, SB, ABZ | 200.00 |

# Legge 8000 Series ordering procedure

| <b>L</b><br>Brand | <b>8002</b><br>Rose function<br>code   | <b>/59</b><br>Lever design                              | <b>S</b><br>Finish  |
|-------------------|--|---|---|
| Legge..... L      | Lever<br>furniture ..... 8000<br>Half set..... 8001<br>Fixed<br>half set ..... 8002<br>Blank rose .... 8003<br>Passage set... 8005<br>Privacy set.... 8006 | Bergen..... B<br>Neptune..... N<br>Refer to page<br>C21 | Chrome plate.... C<br>Satin black<br>chrome..... SBC<br>Satin chrome<br>plate ..... S |

1. Rose Function

**Select the required rose function**

e.g. 8002 fixed half set ..... **L8002**

2. Lever Design

**Select the desired lever design**

e.g. # 59 Cisa ..... **L8002/59**

3. Finish

**Select the desired finish**

e.g. Satin chrome plate ..... **L8002/59S**

# Legge 8000 Series

- Base material solid brass lever, zinc escutcheon

**Door thickness:** Lock/latch: 32mm to 50mm, passage: 32mm to 50mm, privacy: 32mm to 42mm.

**Fixing screw:** M4 x 75mm SSS (LLP80008).

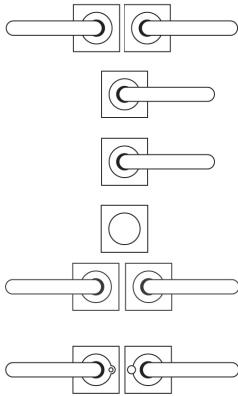
**Note:** Refer page C26 for ordering procedure.

Allow 10 working days for any SCP product not in stock at time of order.

Allow 30 working days for special finish orders. Minimum order charges may apply.

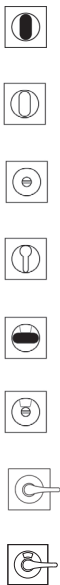
| Warranties |                                 |
|------------|---------------------------------|
| Mechanical | 30 years                        |
| Finish     | allegion.co.nz/finisheswarranty |

## Furniture



| Model | Description              | Finishes | Price code 1 | Price code 2 |
|-------|--------------------------|----------|--------------|--------------|
| 8000  | Lock/latch furniture set | SCP      | 299.00       | 355.00       |
|       |                          | CP, SBC  | 388.00       | 461.00       |
| 8001  | Half set                 | SCP      | 147.00       | 182.00       |
|       |                          | CP, SBC  | 191.00       | 236.00       |
| 8002  | Half set fixed           | SCP      | 147.00       | 182.00       |
|       |                          | CP, SBC  | 191.00       | 236.00       |
| 8003  | Blank rose               | SCP      | 91.50        |              |
|       |                          | CP, SBC  |              |              |
| 8005  | Passage set – 60mm latch | SCP      | 326.00       | 388.00       |
|       |                          | CP, SBC  | 424.00       | 505.00       |
| 8006  | Privacy set – 60mm latch | SCP      | 393.00       | 461.00       |
|       |                          | CP, SBC  | 515.00       | 600.00       |

## Escutcheons



| Model    | Description                     | Finishes | Price  |
|----------|---------------------------------|----------|--------|
| 8007     | Turn                            | SCP      | 99.00  |
|          |                                 | CP, SBC  | 123.00 |
| 8008     | Cylinder                        | SCP      | 65.00  |
|          |                                 | CP, SBC  | 85.00  |
| 8009     | Emergency release               | SCP      | 99.00  |
|          |                                 | CP, SBC  | 123.00 |
| 8012     | Euro profile cylinder           | SCP      | 65.00  |
|          |                                 | CP, SBC  | 85.00  |
| 8013     | Indicating turn                 | SCP      | 110.00 |
|          |                                 | CP, SBC  | 140.00 |
| 8014     | Indicating emergency release    | SCP      | 116.00 |
|          |                                 | CP, SBC  | 144.00 |
| 8054     | Accessible turn LH/RH           | SCP      | 157.00 |
|          |                                 | CP, SBC  | 189.00 |
| 8054LIND | Indicating accessible turn (LH) | SCP      | 172.00 |
| 8054RIND | Indicating accessible turn (RH) | CP, SBC  | 218.00 |

# Legge 6000/8000 Series

## Warranties

|            |  |
|------------|--|
| Mechanical | 30 years   |
| Finish     | <a href="http://allegion.co.nz/finisheswarranty">allegion.co.nz/finisheswarranty</a> |

## Accessories

| Description                        | Finishes | Code     | Price |
|------------------------------------|----------|----------|-------|
| 6000 Series rose cap               | ABZ      | Z600106  | 16.50 |
|                                    | CP       | Z600100  | 16.50 |
|                                    | ORB      | Z600109  | 16.50 |
|                                    | PB       | Z600101  | 16.50 |
|                                    | SB       | Z600104  | 16.50 |
|                                    | SCP      | Z600102  | 14.50 |
| 6000 Series privacy rose cap       | ABZ      | Z600205  | 19.50 |
|                                    | CP       | Z600200  | 19.50 |
|                                    | ORB      | Z600209  | 19.50 |
|                                    | PB       | Z600201  | 19.50 |
|                                    | SB       | Z600204  | 19.50 |
|                                    | SCP      | Z600202  | 15.50 |
| 8000 Series rose cap               |          |          |       |
| Right hand                         | CP       | Z800100  | 26.00 |
| Left hand                          | CP       | Z800100L | 26.00 |
| Right hand                         | SBC      | Z800108R | 40.00 |
| Left hand                          | SBC      | Z800108L | 40.00 |
| Right hand                         | SCP      | Z800102R | 20.50 |
| Left hand                          | SCP      | Z800102L | 20.50 |
| 8000 Series privacy rose cap       | CP       | Z800200  | 26.00 |
|                                    | SBC      | Z800208  | 34.50 |
|                                    | SCP      | Z800202  | 16.50 |
| 6000/8000 Series passage latch kit | ABZ      | Z6005A   | 50.00 |
|                                    | CP       | Z6005C   | 50.00 |
|                                    | ORB      | Z6005O   | 50.00 |
|                                    | PB       | Z6005P   | 50.00 |
|                                    | SBC      | Z6005B   | 50.00 |
|                                    | SCP      | Z6005S   | 50.00 |
| 6000/8000 Series privacy latch kit | ABZ      | ZCA032   | 51.00 |
|                                    | CP       | ZCA029   | 51.00 |
|                                    | ORB      | ZCA025   | 51.00 |
|                                    | PB       | ZCA031   | 51.00 |
|                                    | SBC      | ZCA028   | 51.00 |
|                                    | SCP      | ZCA030   | 51.00 |



# Legge 500 Series ordering procedure

## Ordering procedure for Alpha, Bergen, Neptune and Omega designs

| <b>L</b><br>Brand | <b>A</b><br>Lever design  | <b>502</b><br>Plate function<br>code | <b>S</b><br>Finish  |
|-------------------|---|--------------------------------------|---|
| Legge ..... L     | Alpha ..... A<br>Bergen ..... B<br>Neptune ..... N<br>Omega ..... O | Refer to pages<br>C31-C34            | Antique<br>bronze ..... A<br>Chrome plate ..... C<br>Oil rubbed<br>bronze ..... ORB<br>Polished brass ..... P<br>Satin black<br>chrome ..... SBC<br>Satin brass ..... SB<br>Satin chrome<br>plate ..... S |

### 1. Lever design

#### Select the desired lever design

e.g. Alpha ..... **LA**

### 2. Plate function

#### Select the required plate function

e.g. 502 External plate with cylinder hole ..... **LA502**

### 3. Finish

#### Select the desired finish

e.g. Satin chrome plate ..... **LA502S**

## Ordering procedure for all other lever designs

| <b>L</b><br>Brand | <b>502</b><br>Plate function<br>code | <b>/59</b><br>Lever design | <b>S</b><br>Finish  |
|-------------------|--------------------------------------|----------------------------|---|
| Legge ..... L     | Refer to pages<br>C31-C34            | Refer to page<br>C21       | Antique<br>bronze ..... A<br>Chrome plate ..... C<br>Oil rubbed<br>bronze ..... ORB<br>Polished brass ..... P<br>Satin black<br>chrome ..... SBC<br>Satin brass ..... SB<br>Satin chrome<br>plate ..... S |

### 1. Plate function

#### Select the required plate function

e.g. 502 External plate with cylinder hole ..... **L502**

### 2. Lever design

#### Select the desired lever design

e.g. # 59 Cisa ..... **L502/59**

### 3. Finish

#### Select the desired finish

e.g. Satin chrome plate ..... **L502/59S**

# Legge 500 Series

- Base material solid brass

**Door thickness:** 32mm to 55mm. Extended parts to suit 56mm to 75mm available (refer accessories page C48).

**Finishes:** If unlacquered brass is required add a U to the end of finish code. e.g. satin brass unlacquered: SBU.

**Fixing screw:** 3" x 5/32 (76mm) Whitworth SSS (ZMRPX5323).

**Note:** LED plug suits FSH FEL990 electric mortice lock.

Adapter required for use with other manufacturers locks.

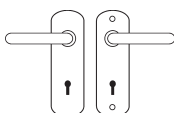
Refer page C30 for ordering procedure.

Allow 10 working days for any SCP product not in stock at time of order.

Allow 30 working days for special finish orders. Minimum order charges may apply.

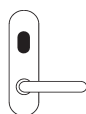
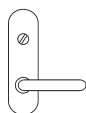
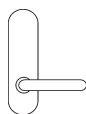
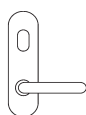
| Warranties |                                 |
|------------|---------------------------------|
| Mechanical | 30 years                        |
| Finish     | allegion.co.nz/finisheswarranty |

## Sash lock



| Model | Description                      | Finishes                  | Alpha  | Price code 1 | Price code 2 |
|-------|----------------------------------|---------------------------|--------|--------------|--------------|
| 500   | Key hole sash lock furniture     | SCP                       | 452.00 | 452.00       | 555.00       |
|       |                                  | CP, PB, ORB, SBC, SB, ABZ | 590.00 | 590.00       | 725.00       |
| 500EU | Euro profile sash lock furniture | SCP                       | 452.00 | 452.00       | 555.00       |
|       |                                  | CP, PB, ORB, SBC, SB, ABZ | 590.00 | 590.00       | 725.00       |

## External



| Model  | Description                                   | Finishes                  | Alpha  | Price code 1 | Price code 2 |
|--------|---|---------------------------|--------|--------------|--------------|
| 502    | Plate with cylinder hole                      | SCP                       | 198.00 | 211.00       | 260.00       |
|        |   | CP, PB, ORB, SBC, SB, ABZ | 258.00 | 275.00       | 338.00       |
| 502LED | Plate with cylinder hole and LED (refer note) | SCP                       | 271.00 | 287.00       | 334.00       |
|        |   | CP, PB, ORB, SBC, SB, ABZ | 353.00 | 375.00       | 435.00       |
| 503    | Plain plate furniture                         | SCP                       | 198.00 | 211.00       | 260.00       |
|        |   | CP, PB, ORB, SBC, SB, ABZ | 258.00 | 275.00       | 338.00       |
| 503LED | Plain plate furniture and LED (refer note)    | SCP                       | 271.00 | 287.00       | 334.00       |
|        |   | CP, PB, ORB, SBC, SB, ABZ | 353.00 | 375.00       | 435.00       |
| 504    | Plate with emergency release                  | SCP                       | 241.00 | 258.00       | 310.00       |
|        |   | CP, PB, ORB, SBC, SB, ABZ | 313.00 | 335.00       | 404.00       |
| 504IND | Plate with indicating emergency release       | SCP                       | 283.00 | 299.00       | 352.00       |
|        |   | CP, PB, ORB, SBC, SB, ABZ | 368.00 | 388.00       | 458.00       |
| 505    | Plate with turn                               | SCP                       | 241.00 | 258.00       | 310.00       |
|        |   | CP, PB, ORB, SBC, SB, ABZ | 313.00 | 335.00       | 404.00       |
| 505IND | Plate with indicating turn                    | SCP                       | 283.00 | 299.00       | 352.00       |
|        |   | CP, PB, ORB, SBC, SB, ABZ | 368.00 | 388.00       | 458.00       |
| 506    | Plate only with cylinder hole                 | SCP                       |        | 127.00       |              |
|        |   | CP, PB, ORB, SBC, SB, ABZ |        | 164.00       |              |
| 508    | Plain plate only                              | SCP                       |        | 127.00       |              |
|        |   | CP, PB, ORB, SBC, SB, ABZ |        | 164.00       |              |
| 509    | Plate only with emergency release             | SCP                       |        | 180.00       |              |
|        |   | CP, PB, ORB, SBC, SB, ABZ |        | 233.00       |              |
| 510    | Plate only with turn                          | SCP                       |        | 180.00       |              |
|        |   | CP, PB, ORB, SBC, SB, ABZ |        | 233.00       |              |

# Legge 500 Series

■ Base material solid brass

**Door thickness:** 32mm to 55mm. Extended parts to suit 56mm to 75mm available (refer accessories page C48).

**Finishes:** If unlacquered brass is required add a U to the end of finish code. e.g. satin brass unlacquered: SBU.

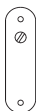

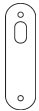
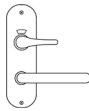
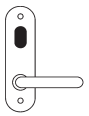
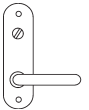
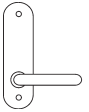
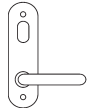
**Note:** Refer page C30 for ordering procedure.

Allow 10 working days for any SCP product not in stock at time of order.

Allow 30 working days for special finish orders. Minimum order charges may apply.

| Warranties |                                 |
|------------|---------------------------------|
| Mechanical | 30 years                        |
| Finish     | allegion.co.nz/finisheswarranty |

## Internal



| Model  | Description                                 | Finishes                  | Alpha  | Price code 1 | Price code 2 |
|--------|---|---------------------------|--------|--------------|--------------|
| 511    | Plate with cylinder hole                    | SCP                       | 198.00 | 211.00       | 260.00       |
|        |   | CP, PB, ORB, SBC, SB, ABZ | 258.00 | 275.00       | 338.00       |
| 512    | Plain plate furniture                       | SCP                       | 198.00 | 211.00       | 260.00       |
|        |   | CP, PB, ORB, SBC, SB, ABZ | 258.00 | 275.00       | 338.00       |
| 513    | Plate with emergency release                | SCP                       | 241.00 | 258.00       | 310.00       |
|        |   | CP, PB, ORB, SBC, SB, ABZ | 313.00 | 335.00       | 404.00       |
| 513IND | Plate with indicating emergency release     | SCP                       | 283.00 | 299.00       | 352.00       |
|        |   | CP, PB, ORB, SBC, SB, ABZ | 258.00 | 388.00       | 458.00       |
| 514    | Plate with turn                             | SCP                       | 241.00 | 258.00       | 310.00       |
|        |   | CP, PB, ORB, SBC, SB, ABZ | 313.00 | 335.00       | 404.00       |
| 514IND | Plate with indicating turn                  | SCP                       | 283.00 | 299.00       | 352.00       |
|        |   | CP, PB, ORB, SBC, SB, ABZ | 368.00 | 388.00       | 458.00       |
| 554    | Plate with accessible turn LH/RH            | SCP                       | 361.00 | 413.00       | 461.00       |
|        |   | CP, PB, ORB, SBC, SB, ABZ | 470.00 | 506.00       | 600.00       |
| 554IND | Plate with indicating accessible turn LH/RH | SCP                       | 399.00 | 454.00       | 505.00       |
|        |   | CP, PB, ORB, SBC, SB, ABZ | 520.00 | 590.00       | 655.00       |
| 515    | Plate only with cylinder hole               | SCP                       |        | 127.00       |              |
|        |   | CP, PB, ORB, SBC, SB, ABZ |        | 164.00       |              |
| 516    | Plain plate only                            | SCP                       |        | 127.00       |              |
|        |   | CP, PB, ORB, SBC, SB, ABZ |        | 164.00       |              |
| 517    | Plate only with emergency release           | SCP                       |        | 180.00       |              |
|        |   | CP, PB, ORB, SBC, SB, ABZ |        | 233.00       |              |
| 518    | Plate only with turn                        | SCP                       |        | 180.00       |              |
|        |   | CP, PB, ORB, SBC, SB, ABZ |        | 233.00       |              |

# Legge 500 Anti-Ligature Series

- Base material solid brass

**Door thickness:** 32mm to 55mm. Extended parts to suit 56mm to 75mm available (refer accessories page C48).

**Finishes:** If unlacquered brass is required add a U to the end of finish code. e.g. satin brass unlacquered: SBU.

**Fixing screw:** 3" x 5/32 (76mm) Whitworth Tri-wing SSS (LLP80005), supplied with concealed fix plates.

**Note:** For plain plates to be used with Legge 500 Anti-Ligature Series furniture, refer pages C31–C32.

Refer page C30 for ordering procedure.

Allow 10 working days for any SCP product not in stock at time of order.

Allow 30 working days for special finish orders. Minimum order charges may apply.

| Warranties |                                 |
|------------|---------------------------------|
| Mechanical | 30 years                        |
| Finish     | allegion.co.nz/finisheswarranty |

## Internal



| Model  | Description  | Finishes                     | Price  |
|--------|--|------------------------------|--------|
| 503/AH | Plain plate furniture<br>(Supplied with Tri-wing fixing screws)        | SCP                          | 418.00 |
|        |  | CP, PB, ORB,<br>SBC, SB, ABZ | 545.00 |
| 504/AH | Plate with emergency release<br>(Supplied with Tri-wing fixing screws) | SCP                          | 483.00 |
|        |  | CP, PB, ORB,<br>SBC, SB, ABZ | 630.00 |

## External



| Model  | Description                  | Finishes                     | Price  |
|--------|------------------------------|------------------------------|--------|
| 512/AH | Plain plate furniture        | SCP                          | 418.00 |
|        |                              | CP, PB, ORB,<br>SBC, SB, ABZ | 545.00 |
| 514/AH | Plate with emergency release | SCP                          | 483.00 |
|        |                              | CP, PB, ORB,<br>SBC, SB, ABZ | 630.00 |

## Accessories

| Model    | Description             | Finish | Price |
|----------|-------------------------|--------|-------|
| LLP80005 | Tri-wing security screw | SSS    | 19.50 |

**Note:** Fixing screws are used on the external furniture to prevent ligature risk

# Legge 500 Anti-Vandal Series

- Base material solid brass

**Door thickness:** 32mm to 55mm. Extended parts to suit 56mm to 75mm available (refer accessories page C48).

**Finishes:** If unlacquered brass is required add a U to the end of finish code. e.g. satin brass unlacquered: SBU.

**Fixing screw:** 3" x 5/32 (76mm) Whitworth Tri-wing SSS (LLP80005), supplied with concealed fix plates.

**Note:** For plain plates to be used with Legge 500 Anti-Vandal Series furniture, refer pages C31-C32.

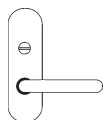
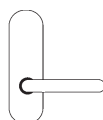
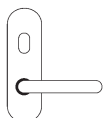
Refer page C30 for ordering procedure. Only available in Alpha or Leonardo levers.

Allow 10 working days for any SCP product not in stock at time of order.

Allow 30 working days for special finish orders. Minimum order charges may apply.

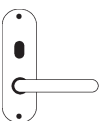
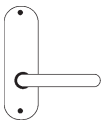
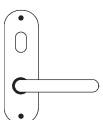
| Warranties |                                 |
|------------|---------------------------------|
| Mechanical | 30 years                        |
| Finish     | allegion.co.nz/finisheswarranty |

## External



| Model     | Description   | Finishes                     | Price  |
|-----------|---|------------------------------|--------|
| 502/AV    | Plate with cylinder hole<br>(Supplied with Tri-wing fixing screws)                | SCP                          | 313.00 |
|           |   | CP, PB, ORB,<br>SBC, SB, ABZ | 408.00 |
| 503/AV    | Plain plate furniture<br>(Supplied with Tri-wing fixing screws)                   | SCP                          | 313.00 |
|           |   | CP, PB, ORB,<br>SBC, SB, ABZ | 408.00 |
| 504/AV    | Plate with emergency release<br>(Supplied with Tri-wing fixing screws)            | SCP                          | 353.00 |
|           |   | CP, PB, ORB,<br>SBC, SB, ABZ | 459.00 |
| 504/AVIND | Plate with indicating emergency release<br>(Supplied with Tri-wing fixing screws) | SCP                          | 393.00 |
|           |   | CP, PB, ORB,<br>SBC, SB, ABZ | 515.00 |

## Internal



| Model     | Description                | Finishes                     | Price  |
|-----------|----------------------------|------------------------------|--------|
| 511/AV    | Plate with cylinder hole   | SCP                          | 313.00 |
|           |                            | CP, PB, ORB,<br>SBC, SB, ABZ | 408.00 |
| 512/AV    | Plain plate furniture      | SCP                          | 313.00 |
|           |                            | CP, PB, ORB,<br>SBC, SB, ABZ | 408.00 |
| 514/AV    | Plate with turn            | SCP                          | 353.00 |
|           |                            | CP, PB, ORB,<br>SBC, SB, ABZ | 459.00 |
| 514/AVIND | Plate with indicating turn | SCP                          | 395.00 |
|           |                            | CP, PB, ORB,<br>SBC, SB, ABZ | 515.00 |

## Accessories

| Model    | Description             | Finish | Price |
|----------|-------------------------|--------|-------|
| LLP80005 | Tri-wing security screw | SSS    | 19.50 |



# Legge 700 Series ordering procedure

## Ordering procedure for Alpha, Bergen, Neptune and Omega designs

| <b>L</b><br>Brand | <b>A</b><br>Lever design  | <b>702</b><br>Plate function<br>code | <b>S</b><br>Finish  |
|-------------------|---|--------------------------------------|---|
| Legge ..... L     | Alpha ..... A<br>Bergen ..... B<br>Neptune ..... N<br>Omega ..... O | Refer to pages<br>C37-C39            | Antique<br>bronze ..... A<br>Chrome plate ..... C<br>Oil rubbed<br>bronze ..... ORB<br>Polished brass ..... P<br>Satin black<br>chrome ..... SBC<br>Satin brass ..... SB<br>Satin chrome<br>plate ..... S |

### 1. Lever design

#### Select the desired lever design

e.g. Alpha ..... LA

### 2. Plate function

#### Select the required plate function

e.g. 502 External plate with cylinder hole ..... LA702

### 3. Finish

#### Select the desired finish

e.g. Satin chrome plate ..... LA702S

## Ordering procedure for all other lever designs

| <b>L</b><br>Brand | <b>702</b><br>Plate function<br>code | <b>/59</b><br>Lever design | <b>S</b><br>Finish  |
|-------------------|--------------------------------------|----------------------------|---|
| Legge ..... L     | Refer to pages<br>C37-C39            | Refer to page<br>C21       | Antique<br>bronze ..... A<br>Chrome plate ..... C<br>Oil rubbed<br>bronze ..... ORB<br>Polished brass ..... P<br>Satin black<br>chrome ..... SBC<br>Satin brass ..... SB<br>Satin chrome<br>plate ..... S |

### 1. Plate function

#### Select the required plate function

e.g. 702 External plate with cylinder hole ..... L702

### 2. Lever design

#### Select the desired lever design

e.g. # 59 Cisa ..... L702/59

### 3. Finish

#### Select the desired finish

e.g. Satin chrome plate ..... L702/59S

# Legge 700 Series

■ Base material solid brass

**Door thickness:** 32mm to 55mm. Extended parts to suit 56mm to 75mm available (refer accessories page C48).

**Finishes:** If unlacquered brass is required add a U to the end of finish code. e.g. satin brass unlacquered: SBU.

**Fixing screw:** 3" x 5/32 (76mm) Whitworth SSS (ZMRPX5323).

**Note:** LED plug suits FSH FEL990 electric mortice lock. Adapter required for use with other manufacturers locks.

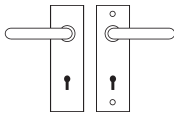
Refer page C36 for ordering procedure.

Allow 10 working days for any SCP product not in stock at time of order.

Allow 30 working days for special finish orders. Minimum order charges may apply.

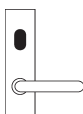
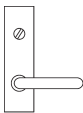
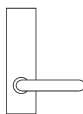
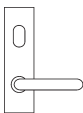
| Warranties |                                 |
|------------|---------------------------------|
| Mechanical | 30 years                        |
| Finish     | allegion.co.nz/finisheswarranty |

## Sash lock



| Model | Description                      | Finishes                  | Alpha  | Price code 1 | Price code 2 |
|-------|----------------------------------|---------------------------|--------|--------------|--------------|
| 700   | Key hole sash lock furniture     | SCP                       | 452.00 | 452.00       | 555.00       |
|       |                                  | CP, PB, ORB, SBC, SB, ABZ | 590.00 | 590.00       | 725.00       |
| 700EU | Euro profile sash lock furniture | SCP                       | 452.00 | 452.00       | 555.00       |
|       |                                  | CP, PB, ORB, SBC, SB, ABZ | 590.00 | 590.00       | 725.00       |

## External



| Model  | Description                             | Finishes                  | Alpha  | Price code 1 | Price code 2 |
|--------|---|---------------------------|--------|--------------|--------------|
| 702    | Plate with cylinder hole                | SCP                       | 198.00 | 211.00       | 260.00       |
|        |   | CP, PB, ORB, SBC, SB, ABZ | 258.00 | 275.00       | 338.00       |
| 702LED | Plate with cylinder hole and LED        | SCP                       | 271.00 | 287.00       | 334.00       |
|        |   | CP, PB, ORB, SBC, SB, ABZ | 353.00 | 375.00       | 435.00       |
| 703    | Plain plate furniture                   | SCP                       | 198.00 | 211.00       | 260.00       |
|        |   | CP, PB, ORB, SBC, SB, ABZ | 258.00 | 275.00       | 338.00       |
| 703LED | Plain plate furniture and LED           | SCP                       | 271.00 | 287.00       | 334.00       |
|        |   | CP, PB, ORB, SBC, SB, ABZ | 353.00 | 375.00       | 435.00       |
| 704    | Plate with emergency release            | SCP                       | 241.00 | 258.00       | 310.00       |
|        |   | CP, PB, ORB, SBC, SB, ABZ | 313.00 | 335.00       | 404.00       |
| 704IND | Plate with indicating emergency release | SCP                       | 283.00 | 299.00       | 352.00       |
|        |   | CP, PB, ORB, SBC, SB, ABZ | 368.00 | 388.00       | 458.00       |
| 705    | Plate with turn                         | SCP                       | 241.00 | 258.00       | 310.00       |
|        |   | CP, PB, ORB, SBC, SB, ABZ | 313.00 | 335.00       | 404.00       |
| 705IND | Plate with indicating turn              | SCP                       | 283.00 | 299.00       | 352.00       |
|        |   | CP, PB, ORB, SBC, SB, ABZ | 368.00 | 388.00       | 458.00       |
| 706    | Plate only with cylinder hole           | SCP                       |        | 127.00       | 164.00       |
| 708    | Plain plate only                        | SCP                       |        | 127.00       | 164.00       |
|        |   | CP, PB, ORB, SBC, SB, ABZ |        |              |              |
| 709    | Plate only with emergency release       | SCP                       |        | 180.00       | 233.00       |
|        |   | CP, PB, ORB, SBC, SB, ABZ |        |              |              |
| 710    | Plate only with turn                    | SCP                       |        | 180.00       | 233.00       |
|        |   | CP, PB, ORB, SBC, SB, ABZ |        |              |              |

# Legge 700 Series

■ Base material solid brass

**Door thickness:** 32mm to 55mm. Extended parts to suit 56mm to 75mm available (refer accessories page C48).

**Finishes:** If unlacquered brass is required add a U to the end of finish code. e.g. satin brass unlacquered: SBU.

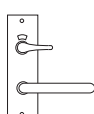
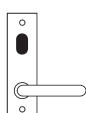
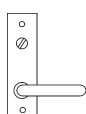
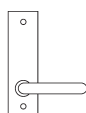
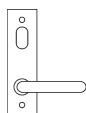
**Note:** Refer page C36 for ordering procedure.

Allow 10 working days for any SCP product not in stock at time of order.

Allow 30 working days for special finish orders. Minimum order charges may apply.

| Warranties |                                 |
|------------|---------------------------------|
| Mechanical | 30 years                        |
| Finish     | allegion.co.nz/finisheswarranty |

## Internal



| Model  | Description                                 | Finishes                  | Alpha  | Price code 1 | Price code 2 |
|--------|---|---------------------------|--------|--------------|--------------|
| 711    | Plate with cylinder hole                    | SCP                       | 198.00 | 211.00       | 260.00       |
|        |   | CP, PB, ORB, SBC, SB, ABZ | 258.00 | 275.00       | 338.00       |
| 711LED | Plate with cylinder hole and LED            | SCP                       | 271.00 | 287.00       | 334.00       |
|        |   | CP, PB, ORB, SBC, SB, ABZ | 353.00 | 375.00       | 435.00       |
| 712    | Plain plate furniture                       | SCP                       | 198.00 | 211.00       | 260.00       |
|        |   | CP, PB, ORB, SBC, SB, ABZ | 258.00 | 275.00       | 338.00       |
| 712LED | Plain plate furniture and LED               | SCP                       | 271.00 | 287.00       | 334.00       |
|        |   | CP, PB, ORB, SBC, SB, ABZ | 353.00 | 375.00       | 435.00       |
| 713    | Plate with emergency release                | SCP                       | 241.00 | 258.00       | 310.00       |
|        |   | CP, PB, ORB, SBC, SB, ABZ | 313.00 | 335.00       | 404.00       |
| 713IND | Plate with indicating emergency release     | SCP                       | 283.00 | 299.00       | 352.00       |
|        |   | CP, PB, ORB, SBC, SB, ABZ | 368.00 | 388.00       | 458.00       |
| 714    | Plate with turn                             | SCP                       | 241.00 | 258.00       | 310.00       |
|        |   | CP, PB, ORB, SBC, SB, ABZ | 313.00 | 335.00       | 404.00       |
| 714IND | Plate with indicating turn                  | SCP                       | 283.00 | 299.00       | 352.00       |
|        |   | CP, PB, ORB, SBC, SB, ABZ | 368.00 | 388.00       | 458.00       |
| 754    | Plate with accessible turn LH/RH            | SCP                       | 361.00 | 389.00       | 461.00       |
|        |   | CP, PB, ORB, SBC, SB, ABZ | 470.00 | 505.00       | 600.00       |
| 754IND | Plate with indicating accessible turn LH/RH | SCP                       | 399.00 | 454.00       | 505.00       |
|        |   | CP, PB, ORB, SBC, SB, ABZ | 520.00 | 590.00       | 655.00       |
| 715    | Plate only with cylinder hole               | SCP                       |        | 127.00       |              |
|        |   | CP, PB, ORB, SBC, SB, ABZ |        | 164.00       |              |
| 716    | Plain plate only                            | SCP                       |        | 127.00       |              |
|        |   | CP, PB, ORB, SBC, SB, ABZ |        | 164.00       |              |
| 717    | Plate only with emergency release           | SCP                       |        | 180.00       |              |
|        |   | CP, PB, ORB, SBC, SB, ABZ |        | 233.00       |              |
| 718    | Plate only with turn                        | SCP                       |        | 180.00       |              |
|        |   | CP, PB, ORB, SBC, SB, ABZ |        | 233.00       |              |

# Legge 700 Anti-Vandal Series

- Base material solid brass

**Door thickness:** 32mm to 55mm. Extended parts to suit 56mm to 75mm available (refer accessories page C48).

**Finishes:** If unlacquered brass is required add a U to the end of finish code. e.g. satin brass unlacquered: SBU.

**Fixing screw:** 3" x 5/32 (76mm) Whitworth Tri-wing SSS (LLP80005), supplied with concealed fix plates.

**Note:** For plain plates to be used with Legge 700 Anti-Vandal Series furniture, refer pages C37–C38.

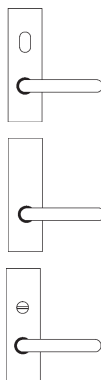
Refer page C36 for ordering procedure. Only available in Alpha or Leonardo levers.

Allow 10 working days for any SCP product not in stock at time of order.

Allow 30 working days for special finish orders. Minimum order charges may apply.

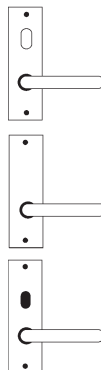
| Warranties |                                 |
|------------|---------------------------------|
| Mechanical | 30 years                        |
| Finish     | allegion.co.nz/finisheswarranty |

## External



| Model  | Description  | Finishes                     | Price  |
|--------|--|------------------------------|--------|
| 702/AV | Plate with cylinder hole<br>(Supplied with Tri-wing fixing screws)     | SCP                          | 313.00 |
|        |  | CP, PB, ORB,<br>SBC, SB, ABZ | 408.00 |
| 703/AV | Plain plate furniture<br>(Supplied with Tri-wing fixing screws)        | SCP                          | 313.00 |
|        |  | CP, PB, ORB,<br>SBC, SB, ABZ | 408.00 |
| 704/AV | Plate with emergency release<br>(Supplied with Tri-wing fixing screws) | SCP                          | 353.00 |
|        |  | CP, PB, ORB,<br>SBC, SB, ABZ | 459.00 |

## Internal



| Model  | Description              | Finishes                     | Price  |
|--------|--------------------------|------------------------------|--------|
| 711/AV | Plate with cylinder hole | SCP                          | 313.00 |
|        |                          | CP, PB, ORB,<br>SBC, SB, ABZ | 408.00 |
| 712/AV | Plain plate furniture    | SCP                          | 313.00 |
|        |                          | CP, PB, ORB,<br>SBC, SB, ABZ | 408.00 |
| 714/AV | Plate with turn          | SCP                          | 353.00 |
|        |                          | CP, PB, ORB,<br>SBC, SB, ABZ | 459.00 |

## Accessories

| Model    | Description             | Finish | Price |
|----------|-------------------------|--------|-------|
| LLP80005 | Tri-wing security screw | SSS    | 19.50 |

# Legge 800 Series ordering procedure

| <b>L</b><br><b>Brand</b> | <b>A</b><br><b>Lever design</b> | <b>802</b><br><b>Plate function code</b> | <b>S</b><br><b>Finish</b>     |
|--------------------------|---------------------------------|--|-------------------------------|
| Legge ..... L            | Alpha ..... A<br>Bergen ..... B | Refer to pages<br>C41–C42                | Satin chrome<br>plate ..... S |

1. Lever design

**Select the desired lever design**

e.g. Alpha ..... **LA**

2. Plate function

**Select the required plate function**

e.g. 802 External plate with cylinder hole ..... **LA802**

3. Finish

**Select the desired finish**

e.g. Satin chrome plate ..... **LA802S**

# Legge 800 Series

- Base material solid brass

**Door thickness:** 32mm to 55mm. Extended parts to suit 56mm to 75mm available (refer accessories page C48).

**Fixing screw:** 3" x 5/32 (76mm) Whitworth SSS (ZMRPX5323).

**Note:** Allow 10 working days for any SCP product not in stock at time of order. Refer page C40 for ordering procedure.

| Warranties |                                 |
|------------|---------------------------------|
| Mechanical | 30 years                        |
| Finish     | allegion.co.nz/finisheswarranty |

## External

| (LH) | (RH) | Model  | Description  | Finish | Alpha / Bergen |
|------|------|--------|--|--------|----------------|
|      |      | 802    | Plate with cylinder hole LH/RH                     | SCP    | 448.00         |
|      |      | 803    | Plain plate furniture LH/RH                        | SCP    | 448.00         |
|      |      | 804    | Plate with emergency release LH/RH                 | SCP    | 473.00         |
|      |      | 804IND | Plate with indicating emergency release LH/RH      | SCP    | 515.00         |
|      |      | 805    | Plate with turn LH/RH                              | SCP    | 473.00         |
|      |      | 805IND | Plate with indicating turn LH/RH                   | SCP    | 515.00         |
|      |      | 855IND | Plate with indicating accessible turn LH/RH        | SCP    | 630.00         |
|      |      | 806    | Plate only with cylinder hole LH/RH                | SCP    | 308.00         |
|      |      | 808    | Plain plate only                                   | SCP    | 308.00         |
|      |      | 809    | Plate only with emergency release LH/RH            | SCP    | 352.00         |
|      |      | 809IND | Plate only with indicating emergency release LH/RH | SCP    | 391.00         |
|      |      | 810    | Plate only with turn LH/RH                         | SCP    | 352.00         |

# Legge 800 Series

- Base material solid brass

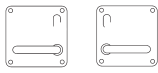
**Door thickness:** 32mm to 55mm. Extended parts to suit 56mm to 75mm available (refer accessories page C48).

**Note:** Allow 10 working days for any SCP product not in stock at time of order. Refer page C40 for ordering procedure.

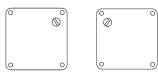
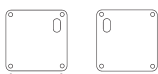
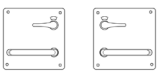
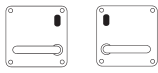
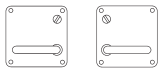
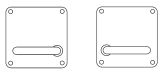
| Warranties |                                 |
|------------|---------------------------------|
| Mechanical | 30 years                        |
| Finish     | allegion.co.nz/finisheswarranty |

## Internal

(LH) (RH)



| Model         | Description   | Finish     | Alpha / Bergen   |
|---------------|---|------------|------------------|
| 811           | Plate with cylinder hole LH/RH  | SCP        | 448.00           |
| 812           | Plain plate furniture LH/RH   | SCP        | 448.00           |
| 813<br>813IND | Plate with emergency release LH/RH<br>Plate with indicating emergency release LH/RH | SCP<br>SCP | 473.00<br>515.00 |
| 814<br>814IND | Plate with turn LH/RH<br>Plate with indicating turn LH/RH                           | SCP<br>SCP | 473.00<br>515.00 |
| 854IND        | Plate with indicating accessible turn LH/RH   | SCP        | 630.00           |
| 815           | Plate only with cylinder hole LH/RH   | SCP        | 308.00           |
| 816           | Plain plate only  | SCP        | 308.00           |
| 817           | Plate only with emergency release LH/RH   | SCP        | 352.00           |
| 818           | Plate only with turn LH/RH  | SCP        | 352.00           |





# Legge 5300 Series ordering procedure

| <b>L</b><br>Brand | <b>5303</b><br>Plate function code | <b>/59</b><br>Lever design                               | <b>S</b><br>Finish  | <b>M</b><br>Lock type                    |
|-------------------|------------------------------------|--|---|--|
| Legge ..... L     | Refer to page C45                  | Bergen..... B<br>Neptune..... N<br><br>Refer to page C21 | Antique bronze ..... A<br>Chrome plate..... C<br>Oil rubbed bronze..... ORB<br>Polished brass.... P<br>Satin black chrome.....SBC<br>Satin brass SB<br>Satin chrome plate ..... S | 995MF... leave blank<br>991MF/990MF .. M |

1. Plate function

**Select the required plate function**

e.g. 5303 Internal plate with turn ..... **L5303**

2. Lever design

**Select the desired lever design**

e.g. # 59 Cisa ..... **L5303/59**

3. Finish

**Select the desired finish**

e.g. Satin chrome plate ..... **L5303/59S**

4. Lock type

**Nominate the non-standard lock type if required**

e.g. Legge 991MF Series ..... **L5303/59SM**

## Minimum backset required by lever

- Size of lever requires minimum backset to clear door frame

| Design | Leonardo | Alpha | Monet | Renoir | Rubens |
|--------|----------|-------|-------|--------|--------|
| Lever  | 12       | 29    | 50    | 52     | 56     |
|        | 30mm     | 23mm  | 23mm  | 30mm   | 38mm   |

| Design | Angelo | Cisa | Ergo | Bergen | Neptune |
|--------|--------|------|------|--------|---------|
| Lever  | 57     | 59   | 62   | B      | N       |
|        | 30mm   | 23mm | 30mm | 30mm   | 30mm    |

# Legge 5300 Series

- Base material solid brass

**Door thickness:** 32mm to 50mm. Extended parts to suit 51mm to 75mm available (refer accessories page C48).

Designed to suit Legge 995 Series mortice lock. Modified plate to suit Legge 991 and 990 Series mortice lock available.

**Finishes:** If unlacquered brass is required add a U to the end of finish code. e.g. satin brass unlacquered: SBU.

**Fixing screw:** M4 x 75mm SSS (LLP80008), supplied with concealed fix plates.

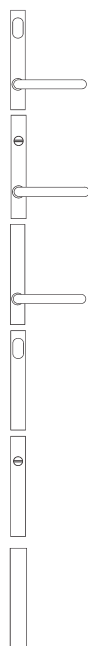
**Note:** Refer page C44 for ordering procedure and backset compatibility.

Allow 10 working days for any SCP product not in stock at time of order.

Allow 30 working days for special finish orders. Minimum order charges may apply.

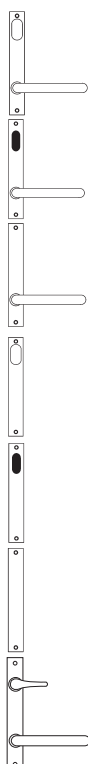
| Warranties |                                 |
|------------|---------------------------------|
| Mechanical | 30 years                        |
| Finish     | allegion.co.nz/finisheswarranty |

## External



| Model | Description                       | Finishes                  | Alpha  | Price code 1 | Price code 2 |
|-------|-----------------------------------|---------------------------|--------|--------------|--------------|
| 5300  | Plate with cylinder hole          | SCP                       | 249.00 | 277.00       | 331.00       |
|       |                                   | CP, PB, ORB, SBC, SB, ABZ | 324.00 | 359.00       | 430.00       |
| 5304  | Plate with emergency release      | SCP                       | 290.00 | 324.00       | 350.00       |
|       |                                   | CP, PB, ORB, SBC, SB, ABZ | 378.00 | 420.00       | 454.00       |
| 5305  | Plain plate furniture             | SCP                       | 249.00 | 277.00       | 331.00       |
|       |                                   | CP, PB, ORB, SBC, SB, ABZ | 324.00 | 359.00       | 430.00       |
| 5310  | Plate only with cylinder hole     | SCP                       |        | 167.00       |              |
|       |                                   | CP, PB, ORB, SBC, SB, ABZ |        | 218.00       |              |
| 5314  | Plate only with emergency release | SCP                       |        | 188.00       |              |
|       |                                   | CP, PB, ORB, SBC, SB, ABZ |        | 245.00       |              |
| 5315  | Plain plate only                  | SCP                       |        | 167.00       |              |
|       |                                   | CP, PB, ORB, SBC, SB, ABZ |        | 218.00       |              |

## Internal



| Model | Description                       | Finishes                  | Alpha  | Price code 1 | Price code 2 |
|-------|-----------------------------------|---------------------------|--------|--------------|--------------|
| 5301  | Plate with cylinder hole          | SCP                       | 249.00 | 277.00       | 331.00       |
|       |                                   | CP, PB, ORB, SBC, SB, ABZ | 324.00 | 359.00       | 430.00       |
| 5303  | Plate with turn                   | SCP                       | 290.00 | 324.00       | 350.00       |
|       |                                   | CP, PB, ORB, SBC, SB, ABZ | 378.00 | 420.00       | 454.00       |
| 5306  | Plain plate furniture             | SCP                       | 249.00 | 277.00       | 331.00       |
|       |                                   | CP, PB, ORB, SBC, SB, ABZ | 324.00 | 359.00       | 430.00       |
| 5311  | Plate only with cylinder hole     | SCP                       |        | 167.00       |              |
|       |                                   | CP, PB, ORB, SBC, SB, ABZ |        | 218.00       |              |
| 5313  | Plate only with turn              | SCP                       |        | 188.00       |              |
|       |                                   | CP, PB, ORB, SBC, SB, ABZ |        | 245.00       |              |
| 5316  | Plain plate only                  | SCP                       |        | 167.00       |              |
|       |                                   | CP, PB, ORB, SBC, SB, ABZ |        | 218.00       |              |
| 5353  | Plate with accessible turn LH/ RH | SCP                       | 399.00 | 441.00       | 530.00       |
|       |                                   | CP, PB, ORB, SBC, SB, ABZ | 520.00 | 570.00       | 685.00       |

# Legge 5400 Series ordering procedure

| <b>L</b><br>Brand | <b>5403</b><br>Plate function code | <b>/59</b><br>Lever design                           | <b>S</b><br>Finish   | <b>M</b><br>Lock type                    |
|-------------------|------------------------------------|--|--|--|
| Legge..... L      | Refer to page C47                  | Bergen..... B<br>Neptune..... N<br>Refer to page C21 | Antique<br>bronze..... A<br>Chrome plate.... C<br>Oil rubbed<br>bronze..... ORB<br>Polished brass... P<br>Satin black<br>chrome..... SBC<br>Satin brass SB<br>Satin chrome<br>plate..... S | 995MF... leave blank<br>991MF/990MF .. M |

1. Plate function  
**Select the required plate function**  
 e.g. 5403 Internal plate with turn ..... **L5403**
2. Lever design  
**Select the desired lever design**  
 e.g. # 59 Cisa..... **L5403/59**
3. Finish  
**Select the desired finish**  
 e.g. Satin chrome plate ..... **L5403/59S**
4. Lock type  
**Nominate the non-standard lock type if required**  
 e.g. Legge 991MF Series ..... **L5403/59SM**

## Minimum backset required by lever

- Size of lever requires minimum backset to clear door frame

| Design | Leonardo | Alpha | Monet | Renoir | Rubens |
|--------|----------|-------|-------|--------|--------|
| Lever  | 12       | 29    | 50    | 52     | 56     |
|        | 30mm     | 23mm  | 23mm  | 30mm   | 38mm   |

| Design | Angelo | Cisa | Ergo | Bergen | Neptune |
|--------|--------|------|------|--------|---------|
| Lever  | 57     | 59   | 62   | B      | N       |
|        | 30mm   | 23mm | 30mm | 30mm   | 30mm    |

# Legge 5400 Series

■ Base material solid brass

**Door thickness:** 32mm to 50mm. Extended parts to suit 51mm to 75mm available (refer accessories page C48).

**Finishes:** If unlacquered brass is required add a U to the end of finish code. e.g. satin brass unlacquered: SBU.

**Fixing screw:** M4 x 75mm SSS (LLP80008), supplied with concealed fix plates.

**Note:** Designed to suit Legge 995 Series mortice lock.

Modified plate to suit Legge 991 and 990 Series mortice locks available.

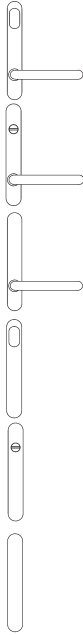
Refer page C46 for ordering procedure and backset compatibility.

Allow 10 working days for any SCP product not in stock at time of order.

Allow 30 working days for special finish orders. Minimum order charges may apply.

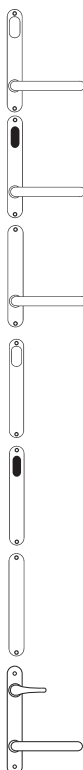
| Warranties |                                 |
|------------|---------------------------------|
| Mechanical | 30 years                        |
| Finish     | allegion.co.nz/finisheswarranty |

## External



| Model | Description                       | Finishes                  | Alpha  | Price code 1 | Price code 2 |
|-------|-----------------------------------|---------------------------|--------|--------------|--------------|
| 5400  | Plate with cylinder hole          | SCP                       | 249.00 | 277.00       | 331.00       |
|       |                                   | CP, PB, ORB, SBC, SB, ABZ | 324.00 | 359.00       | 430.00       |
| 5404  | Plate with emergency release      | SCP                       | 290.00 | 324.00       | 350.00       |
|       |                                   | CP, PB, ORB, SBC, SB, ABZ | 378.00 | 420.00       | 454.00       |
| 5405  | Plain plate furniture             | SCP                       | 249.00 | 277.00       | 331.00       |
|       |                                   | CP, PB, ORB, SBC, SB, ABZ | 324.00 | 359.00       | 430.00       |
| 5410  | Plate only with cylinder hole     | SCP                       |        | 167.00       | 218.00       |
|       |                                   | CP, PB, ORB, SBC, SB, ABZ |        |              |              |
| 5414  | Plate only with emergency release | SCP                       |        | 188.00       | 245.00       |
|       |                                   | CP, PB, ORB, SBC, SB, ABZ |        |              |              |
| 5415  | Plain plate only                  | SCP                       |        | 167.00       | 218.00       |
|       |                                   | CP, PB, ORB, SBC, SB, ABZ |        |              |              |

## Internal



| Model | Description                      | Finishes                  | Alpha  | Price code 1 | Price code 2 |
|-------|----------------------------------|---------------------------|--------|--------------|--------------|
| 5401  | Plate with cylinder hole         | SCP                       | 249.00 | 277.00       | 331.00       |
|       |                                  | CP, PB, ORB, SBC, SB, ABZ | 324.00 | 359.00       | 430.00       |
| 5403  | Plate with turn                  | SCP                       | 290.00 | 324.00       | 350.00       |
|       |                                  | CP, PB, ORB, SBC, SB, ABZ | 378.00 | 420.00       | 454.00       |
| 5406  | Plain plate furniture            | SCP                       | 249.00 | 277.00       | 331.00       |
|       |                                  | CP, PB, ORB, SBC, SB, ABZ | 324.00 | 359.00       | 430.00       |
| 5411  | Plate only with cylinder hole    | SCP                       |        | 167.00       | 218.00       |
|       |                                  | CP, PB, ORB, SBC, SB, ABZ |        |              |              |
| 5413  | Plate only with turn             | SCP                       |        | 188.00       | 245.00       |
|       |                                  | CP, PB, ORB, SBC, SB, ABZ |        |              |              |
| 5416  | Plain plate only                 | SCP                       |        | 167.00       | 218.00       |
|       |                                  | CP, PB, ORB, SBC, SB, ABZ |        |              |              |
| 5453  | Plate with accessible turn LH/RH | SCP                       | 399.00 | 441.00       | 530.00       |
|       |                                  | CP, PB, ORB, SBC, SB, ABZ | 520.00 | 570.00       | 685.00       |

# Legge Commercial furniture accessories

| Description   | Series compatibility                         | Finishes | Code       | Price |
|---|--|----------|------------|-------|
| Circlips  |  |          | Z1400/14CC | 2.80  |
| 500, 700 & 800 Series spring                          |  |          | Z788SP     | 3.90  |
| 67 Series spring                                      |  |          | Z67/52S    | 3.90  |
| Rotors  |  |          | Z788R      | 1.80  |
| Rotor stops   |  |          | Z788BST    | 3.90  |
| Stop screw  |  |          | ZMCP4BA14Z | 1.00  |
| Pozi imperial screws 3" x 5/32 (76mm)                 | 500, 700, 800,<br>5300 Marine,<br>700 Marine | PB       | ZMRPX5324  | POA   |
| Pozi imperial screws 3" x 5/32 (76mm)                 | 500, 700, 800,<br>5300 Marine,<br>700 Marine | SSS      | ZMRPX5323  | 4.10  |
| Pozi metric screws M4 x 75mm                          | 6000, 8000, 5300,<br>5400                    |          | LLP80008   | 4.10  |
| Extended pozi imperial screws<br>4" x 5/32 (100mm)    | 500, 700, 800,<br>5300 Marine,<br>700 Marine | SSS      | LLP80001   | 12.00 |
| Extended pozi metric screws M4 x 100mm                | 6000, 8000, 5300,<br>5400                    |          | LLP80010   | 8.30  |
| Tri-wing security imperial screws<br>3" x 5/32 (76mm) | 500, 700, 800,<br>5300 Marine,<br>700 Marine | SSS      | LLP80005   | 19.50 |
| Brass star spindle 85mm                               |  |          | ZSS        | 3.20  |
| Tek screws  |  |          | ZTEK4      | 5.00  |

# Legge 700 Marine Series

- Base material 316 grade solid stainless steel

**Features and benefits:** 316L grade stainless steel.

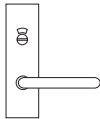
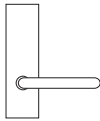
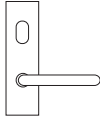
**Door thickness:** 32mm to 55mm. Extended parts to suit 56mm to 75mm available (refer accessories page C48).

**Fixing screw:** 3" x 5/32 (76mm) Whitworth SSS (ZMRPX5323), supplied with concealed fix plates.

**Note:** Only available in Alpha lever design. 148mm fixing centres (differs from 700 Series).

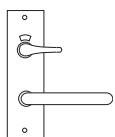
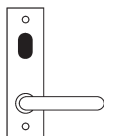
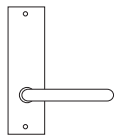
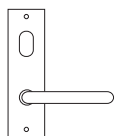
| Warranties |                                 |
|------------|---------------------------------|
| Mechanical | 30 years                        |
| Finish     | allegion.co.nz/finisheswarranty |

## External



| Code        | Description                             | Finish | Price  |
|-------------|---|--------|--------|
| LA702SSS    | Plate with cylinder hole                | SSS    | 229.00 |
| LA703SSS    | Plain plate furniture                   | SSS    | 229.00 |
| LA704INDSSS | Plate with indicating emergency release | SSS    | 330.00 |
| L708SSS     | Plain plate only                        | SSS    | 148.00 |

## Internal



| Code         | Description                              | Finish | Price  |
|--------------|--|--------|--------|
| LA711SSS     | Plate with cylinder hole                 | SSS    | 229.00 |
| LA712SSS     | Plain plate furniture                    | SSS    | 229.00 |
| LA714SSS     | Plate with turn                          | SSS    | 280.00 |
| LA754LINDSSS | Plate with indicating accessible turn LH | SSS    | 462.00 |
| LA754RINDSSS | Plate with indicating accessible turn RH | SSS    | 462.00 |

# Legge 5300 Marine Series

■ Base material 316 grade solid stainless steel

**Features and benefits:** 316L grade stainless steel.

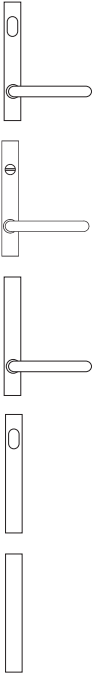
**Door thickness:** 32mm to 55mm. Extended parts to suit 56mm to 75mm available (refer accessories page C48).

**Fixing screw:** 3" x 5/32 (76mm) Whitworth SSS (ZMRPX5323), supplied with concealed fix plates.

**Note:** Only available in Alpha lever design.

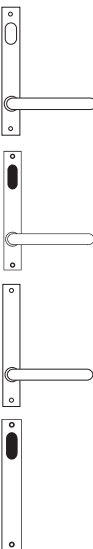
| Warranties |                                 |
|------------|---------------------------------|
| Mechanical | 30 years                        |
| Finish     | allegion.co.nz/finisheswarranty |

## External



| Code        | Description                   | Finish | Price  |
|-------------|-------------------------------|--------|--------|
| L5300/29SSS | Plate with cylinder hole      | SSS    | 286.00 |
| L5304/29SSS | Plate with emergency release  | SSS    | 338.00 |
| L5305/29SSS | Plain plate furniture         | SSS    | 286.00 |
| L5310SSS    | Plate only with cylinder hole | SSS    | POA    |
| L5315SSS    | Plain plate only              | SSS    | 191.00 |

## Internal



| Code        | Description              | Finish | Price  |
|-------------|--------------------------|--------|--------|
| L5301/29SSS | Plate with cylinder hole | SSS    | 286.00 |
| L5303/29SSS | Plate with turn          | SSS    | 338.00 |
| L5306/29SSS | Plain plate furniture    | SSS    | 286.00 |
| L5313SSS    | Plate only with turn     | SSS    | POA    |

# Legge 3800 Series brass pull handles ordering procedure

| Brand       | Length<br>(Fixing centre)  | Style  | Application   | Finish  |
|-------------|----------------------------|--|---|---|
| Legge.....L | 625mm<br>(600mm).....BPH-6 | Tenor –<br>round straight.....RS<br>Piccolo –<br>square straight.....SS<br>Tuba –<br>round offset.....RO<br>Cornet –<br>square offset.....SO | Back to Back<br>(internal + external) ...BB<br>Single Fix External<br>(external only).....SFE<br>Face Fix Internal<br>(internal only).....FFI | Antique bronze.....ABZ<br>Oil rubbed bronze...ORB<br>Polished brass.....PB<br>Polished brass<br>unlacquered.....PBU<br>Satin black chrome...SBC<br>Satin brass.....SB<br>Satin brass<br>unlacquered.....SBU |

## 1. Length

### Select the required length

e.g. 625mm.....LBPH-6

## 2. Style

### Select the desired style - refer following pages

e.g. Tuba – round offset.....LBPH-6-RO

## 3. Application

### Select the desired application

e.g. Single fix external.....LBPH-6-RO-SFE

## 4. Finish

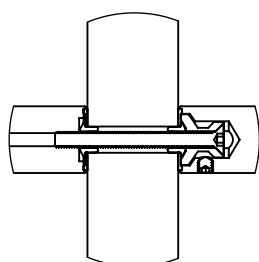
### Select the desired finish

e.g. Satin brass unlacquered.....LBPH-6-RO-SFE-SBU

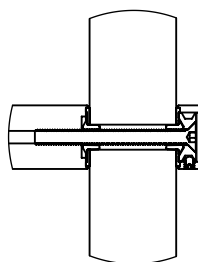
## Drilling details

| Door type | Back to Back (BB) and<br>Single Fix External (SFE) | Face Fix Internal (FFI) |
|-----------|--|-------------------------|
| Timber    | 10mm   | Pre drill - 4mm         |
| Aluminium | 10mm   | 9mm                     |
| Glass     | 10mm   | N/A                     |

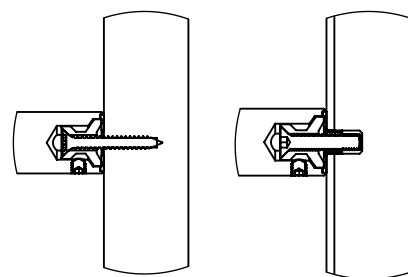
## Fixing detail



Back to Back fixing (BB)



Single Fix External (SFE)



Face Fix Internal (FFI)

# Legge 3800 Series brass pull handles

- Base material solid brass



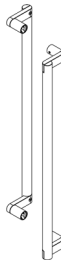
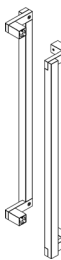
**Fixing:** Fixing kit included with Back to Back (BB), Single Fix External (SFE) or Face Fix Internal (FFI).

**Door thickness:** Back to back 10mm to 70mm, single side 35mm to 70mm.

**Finishes:** ABZ, ORB, PB, PBU, SB, SBU and SBC.

**Lead time:** Product is made to order, allow 10 to 30 working days. Minimum order charges may apply.

| Warranties |                                 |
|------------|---------------------------------|
| Mechanical | 10 years                        |
| Finish     | allegion.co.nz/finisheswarranty |

| Description   | Overall length (mm) | Fixing centre (mm) | Application | Code          | Finishes                          | Price                |
|---|---------------------|--------------------|-------------|---------------|-----------------------------------|----------------------|
| <br>Tenor – round straight     | 625                 | 600                | BB          | LBPH-6-RS-BB  | ABZ, ORB, SBC<br>PB, PBU, SB, SBU | 2,650.00<br>1,880.00 |
|   |                     |                    | SFE         | LBPH-6-RS-SFE | ABZ, ORB, SBC<br>PB, PBU, SB, SBU | 1,430.00<br>880.00   |
|   |                     |                    | FFI         | LBPH-6-RS-FFI | ABZ, ORB, SBC<br>PB, PBU, SB, SBU | 1,430.00<br>880.00   |
| <br>Piccolo – square straight | 625                 | 600                | BB          | LBPH-6-SS-BB  | ABZ, ORB, SBC<br>PB, PBU, SB, SBU | 2,650.00<br>1,880.00 |
|   |                     |                    | SFE         | LBPH-6-SS-SFE | ABZ, ORB, SBC<br>PB, PBU, SB, SBU | 1,430.00<br>880.00   |
|   |                     |                    | FFI         | LBPH-6-SS-FFI | ABZ, ORB, SBC<br>PB, PBU, SB, SBU | 1,430.00<br>880.00   |
| <br>Tuba – round offset      | 625                 | 600                | BB          | LBPH-6-RO-BB  | ABZ, ORB, SBC<br>PB, PBU, SB, SBU | 4,410.00<br>2,980.00 |
|   |                     |                    | SFE         | LBPH-6-RO-SFE | ABZ, ORB, SBC<br>PB, PBU, SB, SBU | 2,530.00<br>1,550.00 |
|   |                     |                    | FFI         | LBPH-6-RO-FFI | ABZ, ORB, SBC<br>PB, PBU, SB, SBU | 2,530.00<br>1,550.00 |
| <br>Cornet – square offset   | 625                 | 600                | BB          | LBPH-6-SO-BB  | ABZ, ORB, SBC<br>PB, PBU, SB, SBU | 4,410.00<br>2,980.00 |
|   |                     |                    | SFE         | LBPH-6-SO-SFE | ABZ, ORB, SBC<br>PB, PBU, SB, SBU | 2,530.00<br>1,550.00 |
|   |                     |                    | FFI         | LBPH-6-SO-FFI | ABZ, ORB, SBC<br>PB, PBU, SB, SBU | 2,530.00<br>1,550.00 |

## Spare parts

| Application                          | Code     | Finishes                          | Price           |
|--------------------------------------|----------|-----------------------------------|-----------------|
| Back to Back (BB) fixing kit         | LBPH-BB  |                                   | 44.00           |
| Single Fix External (SFE) fixing kit | LBPH-SFE | ABZ, ORB, SBC<br>PB, PBU, SB, SBU | 133.00<br>88.00 |
| Face Fix Internal (FFI) fixing kit   | LBPH-FFI |                                   | 44.00           |

# LCN 4031/4031T Series surface mounted closers

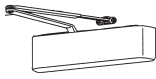

**Fire rated:** Backcheck standard, refer fire door manufacturer for approval.

**Note:** Formed stainless steel cover available, price on application.

Special rust inhibitor (SRI) pre-treatment available on request.

Special finishes available on request.

| Warranties |                                 |
|------------|---------------------------------|
| Mechanical | 30 years                        |
| Finish     | allegion.co.nz/finisheswarranty |

| Model        | Description                             | Finish | Code     | Price  |
|--------------|---|--------|----------|--------|
| 4031 REG     | Regular closer strength 1-4             | ALUM   | LCC25189 | 650.00 |
| 4031 REG     | Regular closer strength 1-4             | BLACK* | LCC25496 | 650.00 |
| 4031 REG     | Regular closer strength 1-4             | DKBZ*  | LCC25177 | 650.00 |
| 4031 REG SRI | Regular closer strength 1-4 SRI         | ALUM   | LCC25247 | 730.00 |
| 4031 HO      | Hold open closer strength 1-4           | ALUM   | LCC25190 | 785.00 |
| 4031 HO      | Hold open closer strength 1-4           | DKBZ*  | LCC25257 | 785.00 |
| 4031 HO SRI  | Hold open closer strength 1-4 SRI       | ALUM   | LCC25425 | 865.00 |
| 4031 HO SRI  | Hold open closer strength 1-4 SRI       | DKBZ*  | LCC25179 | 865.00 |
| 4031T REG    | Regular track arm closer strength 1-3   | ALUM   | LCC25191 | 845.00 |
| 4031T HO     | Hold open track arm closer strength 1-3 | ALUM   | LCC25192 | 905.00 |

\*Powder coated

## Accessories

| Model      | Description                                 | Finish | Code     | Price  |
|------------|---|--------|----------|--------|
| 4030-18PA  | Drop plate                                  | ALUM   | LCP25093 | 118.00 |
| 4030-72M   | Metal cover                                 | ALUM   | LCP25143 | 56.50  |
| 4030-3077  | Regular arm assembly                        | ALUM   | LCP25092 | 155.00 |
| 4030-3049  | Hold open arm assembly                      | ALUM   | LCP25091 | 314.00 |
| 4030-3077T | Regular track arm                           | ALUM   | LCP25090 | 182.00 |
| 4030-3038H | LCN 3038 track HO application               |        | LCP30234 | 144.00 |
| 4030-3054  | LCN 3054 HO clip                            |        | LCP30237 | 64.00  |
| 4030-SP    | Regular screw pack (wood and machine screw) |        | LCP30010 | POA    |
| 4030T-SP   | Track screw pack (wood and machine screw)   |        | LCP30011 | POA    |

# LCN 1461/1461T Series surface mounted closers

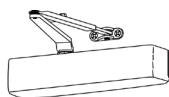
**Fire rated:** Backcheck standard, refer fire door manufacturer for approval.

**Note:** Formed stainless steel cover available, price on application.

Special rust inhibitor (SRI) pre-treatment available on request.

Special finishes available on request.

| Warranties |                                 |
|------------|---------------------------------|
| Mechanical | 30 years                        |
| Finish     | allegion.co.nz/finisheswarranty |



| Model        | Description                               | Finish | Code     | Price    |
|--------------|---|--------|----------|----------|
| 1461 REG     | Regular closer strength 1-6               | ALUM   | LCC25113 | 845.00   |
| 1461 REG     | Regular closer strength 1-6               | BLACK* | LCC25114 | 845.00   |
| 1461 REG     | Regular closer strength 1-6               | BRASS* | LCC25495 | 845.00   |
| 1461 REG     | Regular closer strength 1-6               | DKBZ*  | LCC25244 | 845.00   |
| 1461 REG SRI | Regular closer strength 1-6 SRI           | ALUM   | LCC25235 | 945.00   |
| 1461 REG SRI | Regular closer strength 1-6 SRI           | BLACK* | LCC25118 | 945.00   |
| 1461 HO      | Hold open closer strength 1-6             | ALUM   | LCC25230 | 995.00   |
| 1461 HO      | Hold open closer strength 1-6             | BLACK* | LCC25115 | 995.00   |
| 1461 HO      | Hold open closer strength 1-6             | BRASS* | LCC25117 | 995.00   |
| 1461 HO      | Hold open closer strength 1-6             | DKBZ*  | LCC25438 | 995.00   |
| 1461 HO SRI  | Hold open closer strength 1-6 SRI         | ALUM   | LCC25237 | 1,090.00 |
| 1461 DA      | Delayed action closer strength 1-6        | ALUM   | LCC25231 | 905.00   |
| 1461 DA      | Delayed action closer strength 1-6        | BLACK* | LCC25466 | 905.00   |
| 1461 DA      | Delayed action closer strength 1-6        | BRASS* | LCC25260 | 905.00   |
| 1461 DA      | Delayed action closer strength 1-6        | DKBZ*  | LCC25256 | 905.00   |
| 1461 DA SRI  | Delayed action closer strength 1-6 SRI    | ALUM   | LCC25448 | 1,000.00 |
| 1461 CNS     | Cush-n-stop closer strength 1-6           | ALUM   | LCC25227 | 955.00   |
| 1461 CNS     | Cush-n-stop closer strength 1-6           | BLACK* | LCC25250 | 955.00   |
| 1461 CNS     | Cush-n-stop closer strength 1-6           | DKBZ*  | LCC25236 | 955.00   |
| 1461 CNS SRI | Cush-n-stop closer strength 1-6 SRI       | ALUM   | LCC24194 | 1,030.00 |
| 1461 HO CNS  | Hold open Cush-n-stop closer strength 1-6 | ALUM   | LCC25228 | 1,180.00 |
| 1460T REG    | Regular track arm closer strength 2-4     | ALUM   | LCC25232 | 1,100.00 |
| 1460T REG    | Regular track arm closer strength 2-4     | BLACK* | LCC25289 | 1,100.00 |
| 1460T REG    | Regular track arm closer strength 2-4     | DKBZ*  | LCC25469 | 1,100.00 |
| 1460T HO     | Hold open track arm closer strength 2-4   | ALUM   | LCC25233 | 1,220.00 |
| 1461T REG    | Regular track arm closer strength 1-2     | ALUM   | LCC25229 | 1,060.00 |

\*Powder coated

## Accessories

| Model        | Description                                     | Finish | Code     | Price  |
|--------------|---|--------|----------|--------|
| 1460-18FC    | Adaptor plate for full cover                    | ALUM   | LCP30094 | 147.00 |
| 1460-18PAFC  | Drop plate for full cover                       | ALUM   | LCP30024 | 167.00 |
| 1460-30      | Cush shoe support                               |        | LCP32094 | 87.00  |
| 1460-30A     | Mounting bracket                                | ALUM   | LCP30219 | 15.00  |
| 1460-3049    | Hold open arm                                   | ALUM   | LCP16657 | 375.00 |
| 1460-3077    | Regular arm                                     | ALUM   | LCP16681 | 243.00 |
| 1460-3077T   | Regular track arm                               | ALUM   | LCP25057 | 231.00 |
| 1460-419     | Flush panel adaptor                             | ALUM   | LCP30054 | 128.00 |
| 1460-61      | Blade stop aluminium spacer                     | ALUM   | LCP25033 | 52.00  |
| 1460-62PA    | Parallel arm bracket                            | ALUM   | LCP17221 | 91.00  |
| 1460-72FC    | Full plastic cover                              | ALUM   | LCP30076 | 52.00  |
| 1460-SP      | Screw pack (wood and machine screw)             |        | LCP25113 | 61.50  |
| 1460T-SP     | Track model screw pack (wood and machine screw) |        | LCP30028 | 61.50  |
| 1460-SB      | LCN TB Thru sex bolt 35mm 1/4 BSW thread        |        | LCP25030 | 8.80   |
| 461-HO-CNS   | LCN 1460 HO cush arm                            | ALUM   | LCP25002 | 358.00 |
| 1460-4040-TS | LCN 1460T/4040T 425 Track roller lock screw     |        | LCP25050 | 1.80   |
| 1460T-ECS    | LCN 1460T End cap security fixing set           |        | LCP30200 | POA    |
| 1460-3038    | LCN 3038 Track HO application                   |        | LCP30234 | 144.00 |
| 1460-3034H   | LCN 3034H Track roller HO application           |        | LCP30235 | 51.00  |

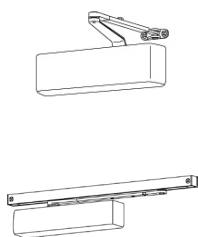
# LCN 4040XP/4040XPT Series surface mounted closers

**Fire rated:** Backcheck standard, refer fire door manufacturer for approval.

**Note:** Formed stainless steel cover available, refer to Accessories.

Special rust inhibitor (SRI) pre-treatment available on request.

| Warranties |                                 |
|------------|---------------------------------|
| Mechanical | 30 years                        |
| Finish     | allegion.co.nz/finisheswarranty |



| Model       | Description                             | Finish | Code     | Price    |
|-------------|---|--------|----------|----------|
| 4040XP REG  | Regular closer strength 1-6             | ALUM   | LCC24081 | 1,060.00 |
| 4040XP HO   | Hold open closer strength 1-6           | ALUM   | LCC24145 | 1,160.00 |
| 4041 DA     | Delayed action closer strength 1-6      | ALUM   | LCC25320 | 1,160.00 |
| 4040XPT REG | Regular track arm closer strength 1-4   | ALUM   | LCC25050 | 1,260.00 |
| 4040XPT HO  | Hold open track arm closer strength 1-4 | ALUM   | LCC25234 | 1,340.00 |

## Accessories

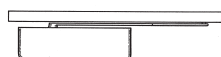
| Model        | Description                   | Finish | Code     | Price  |
|--------------|-------------------------------|--------|----------|--------|
| 4040-18FC    | Adaptor plate for full cover  | ALUM   | LCP30095 | 147.00 |
| 4040-18PAFC  | Drop plate for full cover     | ALUM   | LCP25013 | 160.00 |
| 4040-3049    | Hold open arm assembly        | ALUM   | LCP17328 | 353.00 |
| 4040-3049CNS | Hold open cushion-stop arm    | ALUM   | LCP25069 | 461.00 |
| 4040-3077    | Regular arm assembly          | ALUM   | LCP23521 | 280.00 |
| 4040-3077CNS | Cushion-stop arm              | ALUM   | LCP25067 | 294.00 |
| 4040-3077T   | Regular track arm             | ALUM   | LCP25127 | 330.00 |
| 4040-72FC    | Full plastic cover            | ALUM   | LCP17266 | 113.00 |
| 4040-MC      | Formed metal cover RH (US LH) | SSS    | LCP32092 | 107.00 |
| 4040-MC      | Formed metal cover LH (US RH) | SSS    | LCP32093 | 107.00 |

# LCN 4040 Sentronic Series fire/life safety closers

**Fire rated:** Backcheck standard, refer fire door manufacturer for approval.

**Power supply required:** 24V AC/DC

| Warranties |                                 |
|------------|---------------------------------|
| Mechanical | 30 years                        |
| Finish     | allegion.co.nz/finisheswarranty |
| Electronic | 2 years                         |



| Model  | Description                                    | Finish | Code     | Price    |
|--------|--|--------|----------|----------|
| 4040SE | 24V Single point sentronic closer strength 1-4 | ALUM   | LCE24129 | 1,700.00 |

## Parts


| Model       | Description                       | Finish | Code     | Price  |
|-------------|-----------------------------------|--------|----------|--------|
| 4040SE-3038 | Track to suit 24V                 | ALUM   | LCP25073 | 805.00 |
| 4040SE      | Track arm                         | ALUM   | LCP25071 | 281.00 |
| 4040SE      | Roller assembly with metal slider | ALUM   | LCP25080 | 38.50  |

# LCN 4300 Sentronic Series fire/life safety closers

**Fire rated:** Backcheck standard, refer fire door manufacturer for approval.

**Power supply required:** 24V AC/DC

| Warranties |                                 |
|------------|---------------------------------|
| Mechanical | 30 years                        |
| Finish     | allegion.co.nz/finisheswarranty |
| Electronic | 2 years                         |



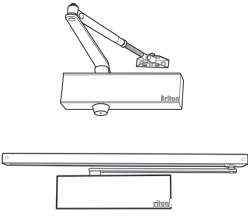
| Model  | Description                                    | Hand   | Finish | Code     | Price    |
|--------|--|--------|--------|----------|----------|
| 4314ME | 24V Multiple point sentronic closer strength 4 | USA RH | ALUM   | LCE24079 | 2,660.00 |
|        |  | USA LH | ALUM   | LCE24078 | 2,660.00 |

Refer to page C02 for USA handing guide when ordering 4300 Series door closers

# Briton 1120 Series surface mounted closers


**Fire rated:** Backcheck standard, refer fire door manufacturer for approval.  
**Note:** Formed stainless steel cover available, price on application.

| Warranties |  |
|------------|--|
| Mechanical | 10 years   |
| Finish     | <a href="http://allegion.co.nz/finisheswarranty">allegion.co.nz/finisheswarranty</a> |



| Model     | Description                     | Finish | Code             | Price  |
|-----------|---------------------------------|--------|------------------|--------|
| 1120B     | Regular closer strength 2-4     | SE     | BNT-1120B-SE     | 292.00 |
| 1120BCMB  | Regular closer (vis pack)       | MB     | BNT-1120B-MBV    | 292.00 |
| 1120BHO   | Hold open closer strength 2-4   | SE     | BNT-1120B-HO-SE  | 357.00 |
| 1120BT    | Track closer strength 1-3       | SE     | BNT-1120B-T-SE   | 440.00 |
| 1120BTCMB | Track closer with classic cover | MB     | BNT-1120B-T-C-MB | 469.00 |

## Accessories



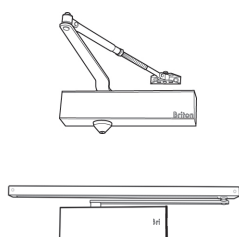
| Model       | Description                           | Finish | Code              | Price  |
|-------------|---------------------------------------|--------|-------------------|--------|
| 1120T       | 1120 Series track arm                 | SE     | BNT-1120-T        | 138.00 |
| 1120HO      | 1120 Series hold open arm             | SE     | BNT-1120ARM-HO-SE | 139.00 |
| 1120DP      | 1120 Series adaptor/drop plate        | SE     | BNT-1120-DP       | 45.00  |
| 1120PADP    | 1120 Series parallel arm drop plate   | SE     | BNT-1120-PADP     | 45.00  |
| 1120RA      | 1120 Series regular arm               | SE     | BNT-1120-RA       | 80.00  |
| 1120SC      | 1120 Series slide cover               | SE     | BNT-1120-SC       | 15.50  |
| 1120SP      | 1120 Series screw pack                | SE     | BNT-1120-SP       | 11.00  |
| 1120/1130   | 1120/1130 Series track hold open clip | SE     | BNT-T-HOCLIP      | 15.00  |
| 1120/1130   | 1120/1130 Series parallel L bracket   | SE     | BNT-1120-L        | 16.50  |
| 1120/1130   | 1120/1130 Series Z bracket            | SE     | BNT-Z-BRACKET     | 16.50  |
| 1120/1130   | 1120/1130 Series aluminium spacer     | SE     | BNT-1120-30-SR    | 12.00  |
| 1120PA      | 1120 Series parallel arm bracket      | SE     | BNT-PA-SE         | 15.50  |
| 1120T/1130T | 1120T/1130T Cushion stop              | SE     | NT-1130-CS        | 21.00  |

# Briton 1130 Series surface mounted closers

**Fire rated:** Backcheck standard, refer fire door manufacturer for approval.

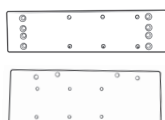
**Note:** Formed stainless steel cover available, price on application.

| Warranties |                                 |
|------------|---------------------------------|
| Mechanical | 10 years                        |
| Finish     | allegion.co.nz/finisheswarranty |



| Model     | Description                                | Finish | Code             | Price  |
|-----------|--|--------|------------------|--------|
| 1130BDA   | Regular closer strength 1-6 delayed action | SE     | BNT-1130B-DA-SE  | 444.00 |
| 1130BDAMB | Regular closer strength 1-6 delayed action | MB     | BNT-1130B-DA-BLK | 444.00 |
| 1130BT    | Track closer strength 1-4                  | SE     | BNT-1130B-T-SE   | 555.00 |
| 1130BTCMB | Track closer with classic cover            | MB     | BNT-1130B-T-C-MB | 640.00 |

## Accessories



| Model       | Description                           | Finish | Code              | Price  |
|-------------|---------------------------------------|--------|-------------------|--------|
| 1130T       | 1130 Series track arm                 | SE     | BNT-1130-T        | 144.00 |
| 1130HO      | 1130 Series hold open arm             | SE     | BNT-1130ARM-HO-SE | 158.00 |
| 1130DP      | 1130 Series adaptor plate             | SE     | BNT-1130-AP       | 65.00  |
| 1130PADP    | 1130 Series parallel arm drop plate   | SE     | BNT-1130-PADP     | 73.00  |
| 1130RA      | 1130 Series regular arm               | SE     | BNT-1130-RA       | 68.50  |
| 1130SC      | 1130 Series slide cover               | SE     | BNT-1130-SC       | 16.00  |
| 1130SP      | 1130 Series screw pack                | SE     | BNT-1130-SP       | POA    |
| 1120/1130   | 1120/1130 Series track hold open clip | SE     | BNT-T-HOCLIP      | 15.00  |
| 1120/1130   | 1120/1130 Series parallel L bracket   | SE     | BNT-1120-L        | 16.50  |
| 1120/1130   | 1120/1130 Series Z bracket            | SE     | BNT-Z-BRACKET     | 16.50  |
| 1120/1130   | 1120/1130 Series aluminium spacer     | SE     | BNT-1120-30-SR    | 12.00  |
| 1130PA      | 1130 Series parallel arm bracket      | SE     | BNT-PA-SE         | 15.50  |
| 1120T/1130T | 1120T/1130T Cushion stop              | SE     | BNT-1130-CS       | 21.00  |

# Briton 2300 Series cam action closers

**Fire rated:** Backcheck standard, refer fire door manufacturer for approval.

**Note:** The finish applies to closer, track, arm assembly and cover. Stainless steel (SSS) comes with a classic style cover. Silver (SE) and Black (B) finishes come with a slide cover.

| Warranties |                                 |
|------------|---------------------------------|
| Mechanical | 10 years                        |
| Finish     | allegion.co.nz/finisheswarranty |



| Model  | Description  | Finish | Code           | Price  |
|--------|--|--------|----------------|--------|
| 2320BT | Cam action track closer strength 2-4 pull side                                   | SSS    | BNT-2320B-T-SS | 860.00 |
|        |  | SE     | BNT-2320B-T-SE | 700.00 |
|        |  | B      | BNT-2320B-T-B  | 700.00 |
| 2321BT | Cam action track closer strength 2-4 push side (includes angle mounting bracket) | SSS    | BNT-2321B-T-SS | 860.00 |
|        |  | SE     | BNT-2321B-T-SE | 700.00 |
|        |  | B      | BNT-2321B-T-B  | 700.00 |

## Accessories

| Model       | Description                               | Finish | Code        | Price |
|-------------|---|--------|-------------|-------|
| 2720/2320HP | 2720/2320 Series hold open conversion kit |        | BNT-2320-HP | 56.00 |
| 2720/2320AB | 2720/2320 Series angle mounting bracket   | SE     | BNT-2320-AB | 56.00 |
| 2720/2320CS | 2720/2320 Series cushion limit stay       |        | BNT-2320-CS | 30.50 |

# Briton 2700 Series cam action closers

**Fire rated:** Backcheck standard, refer fire door manufacturer for approval.

**Note:** The finish applies to closer, track, arm assembly and cover. All Briton 2700 series closers come with a classic style cover.

| Warranties |                                 |
|------------|---------------------------------|
| Mechanical | 10 years                        |
| Finish     | allegion.co.nz/finisheswarranty |



| Model   | Description   | Finish | Code            | Price    |
|---------|---|--------|-----------------|----------|
| 2720BDT | Cam action track closer strength 1-5 pull side delayed action                                   | SSS    | BNT-2720BD-T-SS | 1,230.00 |
|         |   | SE     | BNT-2720BD-T-SE | 1,090.00 |
|         |   | B      | BNT-2720BD-T-B  | 1,090.00 |
| 2721BDT | Cam action track closer strength 1-5 push side delayed action (includes angle mounting bracket) | SSS    | BNT-2721BD-T-SS | 1,230.00 |
|         |   | SE     | BNT-2721BD-T-SE | 1,090.00 |
|         |   | B      | BNT-2721BD-T-B  | 1,090.00 |

## Accessories

| Model       | Description                               | Finish | Code        | Price |
|-------------|---|--------|-------------|-------|
| 2720/2320HP | 2720/2320 Series hold open conversion kit |        | BNT-2320-HP | 56.00 |
| 2720/2320AB | 2720/2320 Series angle mounting bracket   | SE     | BNT-2320-AB | 56.00 |
| 2720/2320CS | 2720/2320 Series cushion limit stay       |        | BNT-2320-CS | 30.50 |
| 2720/2721MP | 2720/2721 Mounting plate                  |        | BNT-2720-MP | 57.00 |

# Briton 2400 Series concealed cam action closers

**Fire rated:** Refer fire door manufacturer for approval.



| Model | Description                              | Finish | Code          | Price  |
|-------|--|--------|---------------|--------|
| 2420T | Concealed cam action closer strength 2-4 | SE     | BNT-2420-T-SE | 860.00 |

## Accessories

| Model    | Description                          | Finish | Code           | Price  |
|----------|--------------------------------------|--------|----------------|--------|
| 2420HP   | 2420 Series hold open conversion kit |        | BNT-2420-HP    | 51.50  |
| 2420CS   | 2420 Series cushion stop             |        | BNT-2420-CS    | 23.50  |
| 2420FPLT | 2420 Series flush fixing plate       | SE     | BNT-2420-F-PLT | POA    |
| 2420IP   | 2420 Series intumescent gasket       |        | BNT-2420-IP    | 227.00 |

# Briton Transom closers

**Maximum door weight:** 80kg, adjustable strength up to 150kg with 2800 Series heavy duty pivot (BNT-2800-HDP) and 7500 Series bottom strap (BNT-7500-BS).

**Note:** Supplied complete with mounting kit and pivot set. Cover plate available, refer accessories.



| Model    | Description   | Code         | Price  |
|----------|---|--------------|--------|
| 2800     | Transom closer non hold open adjustable strength 2-4  | BNT-2800     | 605.00 |
| 2800/90  | Transom closer hold open 90° adjustable strength 2-4  | BNT-2800/90  | 605.00 |
| 2800/105 | Transom closer hold open 105° adjustable strength 2-4 | BNT-2800/105 | 605.00 |

## Accessories

| Model    | Description                                   | Finish | Code            | Price  |
|----------|---|--------|-----------------|--------|
| 2800A    | 2800 Series cover plate aluminium application | SS     | BNT-2800A-CP-SS | 86.00  |
| 2800W    | 2800 Series cover plate wood application      | SS     | BNT-2800W-CP-SS | 92.00  |
| 2800-BP  | 2800 Series bottom pivot                      | SE     | BNT-2800-BP     | 45.50  |
| 2800-SLA | 2800 Series side load arm                     | SE     | BNT-2800-SLA    | 73.00  |
| 2800-HDP | 2800 Series heavy duty pivot (up to 150kg)    | SE     | BNT-2800-HDP    | 73.00  |
| 2800-SP  | 2800 Series screw pack                        |        | BNT-2800-SP-SML | POA    |
| 2800-MB  | 2800 Series mounting bracket                  |        | BNT-2800-MB     | 18.00  |
| 2800-BOX | 2800 Series metal box                         |        | BNT-2800-BOX    | 260.00 |
| 7500-BS  | 7500 Series bottom strap                      |        | BNT-7500-BS     | 65.50  |

# Briton Floor springs

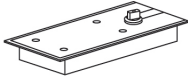
**Note:** Supplied complete with top pivot set, bottom strap and cover plate.

| Warranties |                                 |
|------------|---------------------------------|
| Mechanical | 10 years                        |
| Finish     | allegion.co.nz/finisheswarranty |

## 5000 Series

**Features and benefits:** Fixed strength 3 or 4

**Maximum door weight:** 100kg




| Model    | Description                     | Finish | Code            | Price  |
|----------|---------------------------------|--------|-----------------|--------|
| 5003     | Floor spring EN3 non hold open  | SSS    | BNT-5003        | 700.00 |
| 5003/90  | Floor spring EN3 hold open 90°  | SSS    | BNT-5003/90     | 700.00 |
| 5003/105 | Floor spring EN3 hold open 105° | SSS    | BNT-5003/105    | 700.00 |
| 5004/90  | Floor spring EN4 hold open 90°  | SSS    | BNT-5004/90     | 700.00 |
| 5004/105 | Floor spring EN4 hold open 105° | SSS    | BNT-5004/105    | 700.00 |
| 5000-TP  | 5000 Series top pivot set       |        | BNT-5000-TP     | 63.50  |
| 5003-BS  | 5000 Series bottom strap        |        | BNT-5000-BS     | POA    |
| 5000-CP  | 5000 Series cover plate         | SSS    | BNT-5000-CP-SSS | 63.50  |

## 7500 Series

**Features and benefits:** Adjustable strength 3-6

**Maximum door weight:** 300kg



| Model       | Description                              | Finish | Code            | Price    |
|-------------|--|--------|-----------------|----------|
| 7500        | 7500 Floor spring size 3-6 non hold open | SSS    | BNT-7500        | 1,720.00 |
| 7500/90     | 7500 Floor spring size 3-6 hold open 90° | SSS    | BNT-7500/90     | 1,720.00 |
| 7500-TP     | 7500 Series top pivot set                |        | BNT-7500-TP     | 219.00   |
| 7500-BS     | 7500 Series bottom strap                 |        | BNT-7500-BS     | 65.50    |
| 7500-CP-SSS | 7500 Series cover plate                  | SSS    | BNT-7500-CP-SSS | 80.50    |

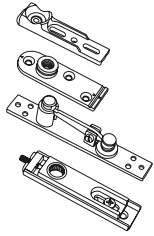
## Accessories

| Description                   | Finish | Code        | Price  |
|-------------------------------|--------|-------------|--------|
| 5000/7500 Series spindle 5mm  | SSS    | BNT-FS-SP05 | 45.00  |
| 5000/7500 Series spindle 10mm | SSS    | BNT-FS-SP10 | 54.50  |
| 5000/7500 Series spindle 15mm | SSS    | BNT-FS-SP15 | 63.50  |
| 5000/7500 Series spindle 20mm | SSS    | BNT-FS-SP20 | 72.00  |
| 5000/7500 Series spindle 25mm | SSS    | BNT-FS-SP25 | 80.50  |
| 5000/7500 Series spindle 30mm | SSS    | BNT-FS-SP30 | 91.50  |
| 5000/7500 Series spindle 35mm | SSS    | BNT-FS-SP35 | 99.50  |
| 5000/7500 Series offset arm   | SSS    | BNT-FS-OA   | 272.00 |

# Briton 2800 Pivot set

**Features and benefits:** Adjustable top pivot, needle roller bearing, height adjustable bottom pivot.  
**Maximum door weight:** 80kg  
**Maximum door width:** 1,100mm

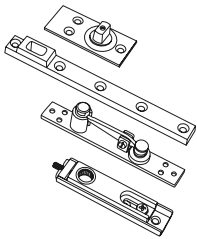
| Warranties |                                 |
|------------|---------------------------------|
| Mechanical | 10 years                        |
| Finish     | allegion.co.nz/finisheswarranty |



| Model   | Description          | Finish | Code        | Price  |
|---------|----------------------|--------|-------------|--------|
| 2800-PS | Light duty pivot set | SSS    | BNT-2800-PS | 227.00 |

# Briton 7500 Pivot set

**Features and benefits:** Adjustable top pivot, needle roller bearing, heavy duty bottom pivot.  
**Maximum door weight:** 250kg  
**Maximum door width:** 1,400mm

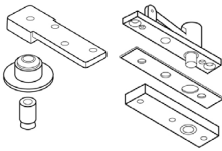


| Model   | Description          | Finish | Code        | Price  |
|---------|----------------------|--------|-------------|--------|
| 7500-PS | Heavy duty pivot set | SSS    | BNT-7500-PS | 310.00 |

# Ives Pivot set

**Maximum door weight:** 136kg  
**Minimum door thickness:** 44mm

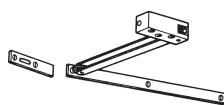
| Warranties |                                 |
|------------|---------------------------------|
| Mechanical | 10 years                        |
| Finish     | allegion.co.nz/finisheswarranty |



| Description                        | Code     | Price  |
|------------------------------------|----------|--------|
| 7253 Ives top and bottom pivot set | GJH24048 | 805.00 |

# Briton Door selectors

| Warranties |                                 |
|------------|---------------------------------|
| Mechanical | 10 years                        |
| Finish     | allegion.co.nz/finisheswarranty |




| Model     | Description   | Finish | Code         | Price  |
|-----------|---|--------|--------------|--------|
| B3000/180 | Door selector – suit opening width to 1,800mm       | SSS    | B3000/180/SS | 190.00 |
| B3000/230 | Door selector – suit opening width to 2,400mm       | SSS    | B3000/230/SS | 190.00 |
| B4000/305 | Door selector – for doors fitted with exit hardware | SSS    | B4000/305/SS | 190.00 |

# Ives Coordinators, filler bars and mounting brackets

| Warranties |                                 |
|------------|---------------------------------|
| Mechanical | 10 years                        |
| Finish     | allegion.co.nz/finisheswarranty |



| Model | Description   | Finish | Code     | Price  |
|-------|---|--------|----------|--------|
| COR32 | Door coordinator 810mm<br>(suit opening width 864mm to 1,320mm)     | ALUM   | GJH22065 | 710.00 |
| COR42 | Door coordinator 1,066mm<br>(suit opening width 1,320mm to 1,830mm) | ALUM   | GJH28071 | 730.00 |
| COR52 | Door coordinator 1,320mm<br>(suit opening width 1,575mm to 2,340mm) | ALUM   | GJH22048 | 735.00 |
| FL32  | Filler bar 500mm to 800mm   | ALUM   | GJH22049 | 111.00 |
| COR7G | 178mm Gravity door coordinator                                      | SCP    | GJH22080 | 391.00 |
| COR9G | 229mm Gravity door coordinator                                      | SCP    | GJH22055 | 391.00 |
| SP28  | IVES COR/LCN two brackets and fixing kit                            | ALUM   | GJH28211 | 301.00 |
| SP28  | IVES COR/VDP one bracket and fixing kit                             | ALUM   | GJH28212 | 151.00 |



# Glynn Johnson Overhead door stops and holders

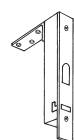
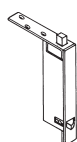
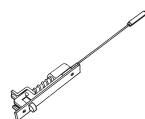
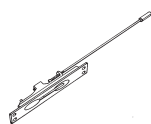
| Warranties |                                 |
|------------|---------------------------------|
| Mechanical | 10 years                        |
| Finish     | allegion.co.nz/finisheswarranty |



| Model  | Description                               | Finish | Code     | Price  |
|--------|---|--------|----------|--------|
| GJ453S | Overhead stop only (681mm to 830mm doors) | SCP    | GJH22003 | 442.00 |
| GJ454S | Overhead stop only (831mm to 983mm doors) | SCP    | GJH22093 | 442.00 |
| GJ453H | Overhead hold open (681mm to 830mm doors) | SCP    | GJH22005 | 585.00 |
| GJ454H | Overhead hold open (831mm to 983mm doors) | SCP    | GJH22094 | 466.00 |

# Ives Flush bolts and dust proof strikes

| Warranties |                                 |
|------------|---------------------------------|
| Mechanical | 10 years                        |
| Finish     | allegion.co.nz/finisheswarranty |



| Model | Description  | Finish | Code     | Price  |
|-------|--|--------|----------|--------|
| FB458 | Manual flush bolt (metal doors)<br>FB458 Extension rod 600mm | SCP    | GJH22018 | 86.50  |
|       |  | SCP    | GJH22019 | 19.50  |
| FB31T | Top automatic flush bolt (metal doors)                       | SCP    | GJH22034 | 390.00 |
| FB31B | Bottom automatic flush bolt (metal doors)                    | SCP    | GJH25177 | 390.00 |
| FB41T | Top automatic flush bolt (wood doors)                        | SCP    | GJH22033 | 414.00 |
| FB41B | Bottom automatic flush bolt (wood doors)                     | SCP    | GJH25176 | 414.00 |
| FB51T | Top constant latching flush bolt (metal doors)               | SCP    | GJH25188 | POA    |
| FB61T | Top constant latching flush bolt (wood doors)                | SCP    | GJH22031 | POA    |
| DP2   | Dust proof strike – rectangular face plate                   | SCP    | GJH22002 | 116.00 |

# Ives Lock protectors

| Warranties |                                 |
|------------|---------------------------------|
| Mechanical | 10 years                        |
| Finish     | allegion.co.nz/finisheswarranty |



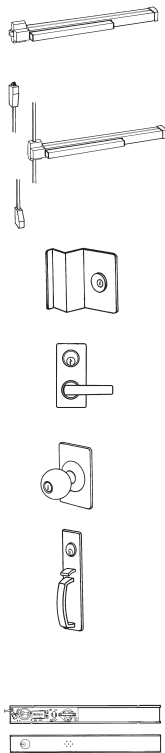
| Model | Description                            | Finish | Code     | Price  |
|-------|--|--------|----------|--------|
| LG10  | 63mm x 240mm (13 gauge) Lock protector | SSS    | GJH22089 | 131.00 |
| LG12  | 38mm x 240mm (13 gauge) Lock protector | SSS    | GJH22091 | 277.00 |

# Von Duprin 22 Series

**Fire rated:** Refer fire door manufacturer for approval.

**Door height:** Standard rods accommodate 2,134mm door height, extension rods available.

| Warranties |                                 |
|------------|---------------------------------|
| Mechanical | 10 years                        |
| Finish     | allegion.co.nz/finisheswarranty |



| Model      | Description  | Length  | Finishes    | Code                             | Price                      |
|------------|--|---------|-------------|----------------------------------|----------------------------|
| VD22EO     | Rim exit device only   | 914mm   | ALUM        | VDD11513                         | 1,090.00                   |
| VD22EO     | Rim exit device only   | 1,220mm | ALUM        | VDD11524                         | 1,180.00                   |
| VD22EO-F   | Rim exit device only fire rated  | 914mm   | ALUM        | VDD11536                         | 1,190.00                   |
| VD2227EO   | Vertical rod exit device only  | 914mm   | ALUM        | VDD11236                         | 2,240.00                   |
| VD2227EO   | Vertical rod exit device only  | 1,220mm | ALUM        | VDD11504                         | 2,400.00                   |
| VD2227EO-F | Vertical rod exit device only fire rated   | 914mm   | ALUM        | VDD11535                         | 2,240.00                   |
| VD210NL    | Nightlatch trim (less cylinder)<br>Nightlatch rim cylinder   |         | ALUM<br>SCP | VDD11557<br>SLP26015             | 260.00<br>190.00           |
| VD230L     | Lever trim (less cylinder)<br>Lever trim mortice cylinder  |         | ALUM<br>SCP | VDD55011<br>SLP26009             | 735.00<br>190.00           |
| VD210K     | Knob and trim cylinder   |         | ALUM        | VDD11558                         | POA                        |
| VD230TP    | Thumbpiece trim (less cylinder)<br>Thumbpiece trim mortice cylinder  |         | ALUM<br>SCP | VDD11350<br>SLP26009             | POA<br>190.00              |
| VD22ALK    | Alarm kit to suit 914mm device<br>comprised of:<br>- Alarm panel<br>- LXS2 switch kit<br>- Alarm mortice cylinder<br>(order components separately) |         | ALUM<br>SCP | VDE11617<br>VDE11804<br>SLP26009 | 955.00<br>348.00<br>190.00 |

**Note:**

For rebated double door set, order:

- 1x VD22 Rim exit device
- 1x VD2227 Vertical rod exit device
- 1x VD1609 Strike

For non-rebated double door set, order:

- 2x VD2227 Vertical rod exit device

## Accessories

| Model  | Description   | Code     | Price    |
|--------|---|----------|----------|
| VD22   | Black end cap   | VDP26022 | POA      |
| VD22   | Alarm panel only 914mm  | VDE11617 | 955.00   |
| VD22   | LXS2 Switch kit 914mm   | VDE11804 | 348.00   |
| VD22   | Alarm mortice cylinder  | SLP26009 | 190.00   |
| VD2227 | Extension rod 914mm   | VDP26007 | 198.00   |
| VD2227 | Bottom rod assembly   | VDP11345 | 258.00   |
| VD2227 | Top rod assembly  | VDP11343 | 258.00   |
| VD2227 | Bottom latch mechanism  | VDP11341 | 440.00   |
| VD2227 | Top latch mechanism   | VDP11340 | 440.00   |
| VD2227 | Latch assembly cover  | VDP26013 | 195.00   |
| VD2227 | Latch bracket   | VDP55022 | 59.50    |
| VDQEL  | 22 Series quiet electric latch retraction kit<br>(Power supply required: 24V AC/DC) | VDE26137 | 1,030.00 |
| VDRX   | RX switch for request-to-exit monitoring  | VDE26056 | 82.00    |


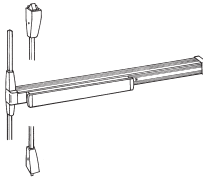
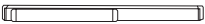



# Von Duprin 33A Series

**Fire rated:** Refer fire door manufacturer for approval.

**Door height:** Standard rods accommodate 2,134mm door height, extension rods available.

**Minimum stile width:** 44mm.

| Warranties |                                 |
|------------|---------------------------------|
| Mechanical | 10 years                        |
| Finish     | allegion.co.nz/finisheswarranty |

|   | Model      | Description   | Length | Finish | Code     | Price    |
|---|------------|---|--------|--------|----------|----------|
|    | VD33A-EO   | Rim exit device only  | 914mm  | SCP    | VDD11530 | 1,760.00 |
|   |            |   | 1220mm | SCP    | VDD20084 | 1,880.00 |
|    | VD3327A-EO | Vertical rod exit device only   | 914mm  | SCP    | VDD11353 | 2,770.00 |
|   |            |   | 1220mm | SCP    | VDD20021 | 2,820.00 |
|    | VDRX330    | Dummy pushpad trim, includes RX switch  | 914mm  | SCP    | VDE26135 | 2,530.00 |
|   |            |   | 1220mm | SCP    | VDE26136 | 2,650.00 |
|    | VD388      | Nightlatch trim (less cylinder)<br>Nightlatch rim cylinder  |        | SCP    | VDD20065 | 690.00   |
|   |            |   |        | SCP    | SLP26015 | 190.00   |
|   | VD360L     | Lever trim (less cylinder)<br>Lever trim mortice cylinder   |        | SCP    | VDD20062 | 1,130.00 |
|   |            |   |        | SCP    | SLP26009 | 190.00   |
|  | VD33ALK    | Alarm kit to suit 914mm device comprised of:<br>- Alarm panel<br>- LXS2 switch kit<br>- Alarm mortice cylinder<br>(order components separately) |        | SCP    | VDE10097 | 680.00   |
|   |            |   |        |        | VDE11804 | 348.00   |
|   |            |   |        | SCP    | SLP26009 | 190.00   |

**Note:**

- For rebated double door set, order:
- 1x VD33 Rim exit device
  - 1x VD3327 Vertical rod exit device
  - 1x VD1609 Strike

- For non-rebated double door set, order:
- 2x VD3327 Vertical rod exit device

## Accessories

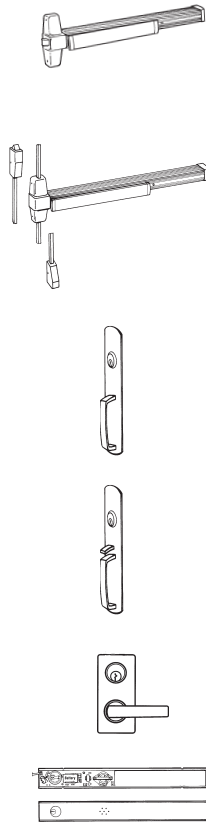
| Model  | Description   | Code     | Price    |
|--------|---|----------|----------|
| VD3327 | Extension rod 914mm   | VDP11378 | 167.00   |
| VD3327 | Bottom latch mechanism  | VDP11341 | 440.00   |
| VD3327 | Top latch mechanism   | VDP11340 | 440.00   |
| VD3327 | Latch assembly cover  | VDP26089 | 282.00   |
| VD3327 | Latch bracket   | VDP55022 | 59.50    |
| VD1439 | Universal strike  | VDP55123 | 56.00    |
| VDQEL  | 33A/99 Series quiet electric latch retraction kit<br>(Power supply required: 24V AC/DC) | VDE26132 | 1,030.00 |

# Von Duprin 99 Series

**Fire rated:** Refer fire door manufacturer for approval.

**Door height:** Standard rods accommodate 2,134mm door height, extension rods available.

| Warranties |                                 |
|------------|---------------------------------|
| Mechanical | 10 years                        |
| Finish     | allegion.co.nz/finisheswarranty |



| Model      | Description  | Length | Finish | Code     | Price    |
|------------|--|--------|--------|----------|----------|
| VD99EO     | Rim exit device only   | 914mm  | SCP    | VDD11568 | 1,720.00 |
|            |  | 1220mm | SCP    | VDD11924 | POA      |
| VD99EO-F   | Rim exit device only fire rated  | 914mm  | SCP    | VDD11320 | POA      |
| VD9927EO   | Vertical rod exit device only  | 914mm  | SCP    | VDD11543 | 2,580.00 |
|            |  | 1220mm | SCP    | VDD11927 | POA      |
| VD9927EO-F | Vertical rod exit device only fire rated   | 914mm  | SCP    | VDD11399 | POA      |
| VD990NL    | Nightlatch trim (less cylinder)<br>Nightlatch rim cylinder   |        | SCP    | VDD11330 | POA      |
|            |  |        | SCP    | SLP26015 | 190.00   |
| VD990TP    | Thumbpiece trim (less cylinder)<br>Thumbpiece rim cylinder   |        | SCP    | VDD11325 | 655.00   |
|            |  |        | SCP    | SLP26015 | 190.00   |
| VD996L     | Break away lever trim (less cylinder)<br>Lever trim rim cylinder   |        | SCP    | VDD26127 | POA      |
|            |  |        | SCP    | SLP26015 | 190.00   |
| VD99ALK    | Alarm kit to suit 914mm device<br>comprised of:<br>- Alarm panel<br>- LXS2 Switch kit<br>- Alarm mortice cylinder<br>(order components separately) |        | SCP    | VDE11900 | 1,100.00 |
|            |  |        |        | VDE11804 | 348.00   |
|            |  |        | SCP    | SLP26009 | 190.00   |

**Note:**

For rebated double door set, order:

- 1x VD99 Rim exit device
- 1x VD9927 Vertical rod exit device
- 1x VD1609 Strike

For non-rebated double door set, order:

- 2x VD9927 Vertical rod exit device

## Accessories

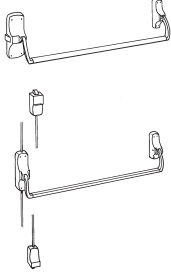
| Model  | Description   | Code     | Price    |
|--------|---|----------|----------|
| VD99   | Alarm panel only 914mm  | VDE11900 | 1,100.00 |
| VD99   | LXS2 Switch kit 914mm   | VDE11804 | 348.00   |
| VD99   | Alarm mortice cylinder  | SLP26009 | 190.00   |
| VD9927 | Extension rod 914mm   | VDP11378 | 167.00   |
| VD9927 | Bottom latch mechanism  | VDP11341 | 440.00   |
| VD9927 | Top latch mechanism   | VDP11340 | 440.00   |
| VD9927 | Latch bracket   | VDP55022 | 59.50    |
| VDQEL  | 33A/99 Series quiet electric latch retraction kit<br>(Power supply required: 24V AC/DC) | VDE26132 | 1,030.00 |

# Von Duprin 88 Series

**Fire rated:** Refer fire door manufacturer for approval.

**Door height:** Standard rods accommodate 2,134mm door height, extension rods available.

| Warranties |                                 |
|------------|---------------------------------|
| Mechanical | 10 years                        |
| Finish     | allegion.co.nz/finisheswarranty |



| Model    | Description                   | Length  | Finish | Code     | Price    |
|----------|-------------------------------|---------|--------|----------|----------|
| VD88EO   | Rim exit device only          | 1,220mm | SCP    | VDD11514 | 2,600.00 |
| VD8827EO | Vertical rod exit device only | 1,220mm | SCP    | VDD16502 | POA      |

**Note:**

For rebated double door set, order:

- 1x VD88 Rim exit device
- 1x VD8827 Vertical rod exit device
- 1x VD1609 Strike

For non-rebated double door set, order:

- 2x VD8827 Vertical rod exit device

## Accessories



| Model  | Description            | Code     | Price  |
|--------|------------------------|----------|--------|
| VD8827 | Extension rod 610mm    | VDP11379 | 149.00 |
| VD8827 | Bottom latch mechanism | VDP55032 | 560.00 |

# Von Duprin Chexit

**Note:** Vertical rod exit device available on indent. Power supply and mortice cylinder required to be ordered separately.

**Power supply required:** 24V AC/DC

| Warranties |                                 |
|------------|---------------------------------|
| Mechanical | 10 years                        |
| Finish     | allegion.co.nz/finisheswarranty |
| Electronic | 1 year                          |



| Model  | Description             | Length | Finish | Code     | Price    |
|--------|-------------------------|--------|--------|----------|----------|
| CX99EO | Rim exit device only    | 914mm  | SCP    | VDE11373 | 4,290.00 |
|        | Chexit mortice cylinder |        | SCP    | SLP26009 | 190.00   |

# Von Duprin Universal strikes

**Fire rated:** VD 1609 Refer fire door manufacturer for approval.

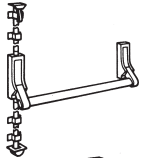
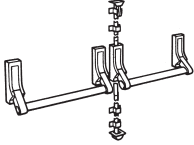
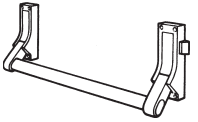
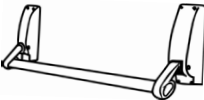




| Model    | Code     | Price  |
|----------|----------|--------|
| VD248L-4 | VDP26005 | 113.00 |
| VD265    | VDP26017 | 320.00 |
| VD299    | VDP26003 | 119.00 |
| VD299F   | VDP11595 | 151.00 |
| VD304L   | VDP26004 | 99.50  |
| VD1609   | VDP11572 | 253.00 |
| VD1439   | VDP55123 | 56.00  |

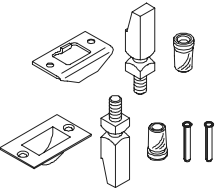
# Briton 370 Series

**Door height:** Standard rods accommodate 2,500mm door height.  
Long top shoot available.  
**Door width:** Standard cross bar accommodates 1,300mm door width.

| Warranties |  |
|------------|--|
| Mechanical | 10 years   |
| Finish     | <a href="http://allegion.co.nz/finisheswarranty">allegion.co.nz/finisheswarranty</a> |






| Model   | Description  | Finish | Code       | Price  |
|---|--|--------|------------|--------|
|  376E    | Single panic bolt                                  | SE     | B376E/SE   | 595.00 |
|  377E    | Double panic bolt                                  | SE     | B377E/SE   | 860.00 |
|  378E    | Panic rim latch                                    | SE     | B378E/SE   | 490.00 |
|  379E    | Panic rim latch (991 mortice lock sold separately) | SE     | B379E/SE   | 640.00 |
|  1413L  | Lever trim (includes Euro cylinder)                | SE     | B1413LE/SE | 395.00 |
|  1413K | Knob trim (includes Euro cylinder)                 | SE     | B1413KE/SE | 341.00 |

## Parts

| Description   | Finish | Code         | Price |
|---|--------|--------------|-------|
| Shoot guide   | SE     | B376SG       | 18.50 |
| Top tripper assembly  | SE     | B376TTA      | 47.00 |
| Bottom rod  | SE     | B376BS       | 35.50 |
| Top rods  | SE     | B376TS       | 35.50 |
| 2m extension rod – long top shoot   | SE     | B376/ELTS/SE | 45.00 |
|  Panic bolt fixing kit |        |              |       |
| – Timber  |        | B370PT       | 55.00 |
| – Metal   |        | B370PM       | 55.00 |
| Metal double door strike  | SE     | B378MDS/SE   | 49.50 |
| Push to Open label – 376/330/00   |        | B376LAB      | 24.50 |

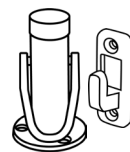
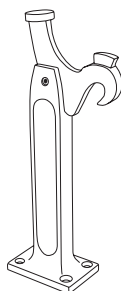
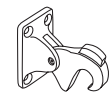
# Legge Satin stainless steel pull handles and push plates

| Warranties |  |
|------------|--|
| Mechanical | 10 years   |
| Finish     | <a href="http://allegion.co.nz/finisheswarranty">allegion.co.nz/finisheswarranty</a> |

|   | Description  | Plate size (mm) | Pull size (mm)       | Code                               | Price          |
|---|--|-----------------|----------------------|------------------------------------|----------------|
|    | 401 Pull handle visible fixing                     | 300 x 65        | 150 x 16             | DAXPH401SSS-15V                    | 73.50          |
|   | 401 Pull handle visible fixing                     | 300 x 65        | 200 x 16             | DAXPH401SSS-16V                    | 79.00          |
|    | 601 Pull handle visible fixing                     | 300 x 100       | 200 x 16             | DAXPH601SSS-16V                    | 92.00          |
|   | 601 Pull handle concealed fixing                   | 300 x 100       | 200 x 16             | DAXPH601SSS-16C                    | 102.00         |
|    | 606 Push plate concealed fixing (to suit 401 pull) | 300 x 100       |                      | DAXPH606SSS-C-401                  | 42.00          |
|   | 606 Push plate concealed fixing (to suit 601 pull) | 300 x 100       |                      | DAXPH606SSS-C                      | 42.00          |
|   | 606 Push plate visible fixing                      | 300 x 100       |                      | DAXPH606SSS-V                      | 38.00          |
|   | 1351 Pull handle                                   |                 | 150 x 16<br>200 x 16 | DAX1351SSS-05<br>DAX1351SSS-06     | 50.50<br>61.00 |
|   | 1351 Back to back pull handle                      |                 | 200 x 16             | DAX1351SSS-06-N                    | 161.00         |
|  | 1351 Pull handle on 38mm rose                      |                 | 150 x 16<br>200 x 16 | DAX1351SS-05R38<br>DAX1351SS-06R38 | 71.00<br>84.50 |

# Legge Latch back door holders

| Warranties |  |
|------------|--|
| Mechanical | 10 years   |
| Finish     | <a href="http://allegion.co.nz/finisheswarranty">allegion.co.nz/finisheswarranty</a> |




| Description                | Size (mm) | Finish | Code          | Price  |
|----------------------------|-----------|--------|---------------|--------|
| Wall mounted latch back    |           | SCP    | DAXWMLB-4SCP  | 94.50  |
| Floor mounted latch back   | 100       | SCP    | DAXFMLB-6SCP  | 158.00 |
| Floor mounted latch back   | 175       | SCP    | DAXFMLB-10SCP | 220.00 |
| Latch back round door stop | 85        | SCP    | SDC19035V     | 20.00  |

# Legge Stainless steel hinges


■ All hinges supplied with 304 grade stainless steel screws

| Warranties |  |
|------------|--|
| Mechanical | 10 years   |
| Finish     | <a href="http://allegion.co.nz/finisheswarranty">allegion.co.nz/finisheswarranty</a> |



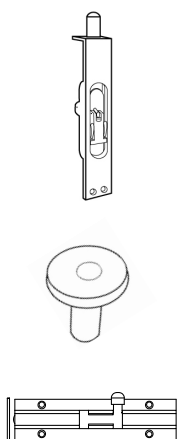
| Description  | Size (mm)       | Finish | Code              | Price |
|--|-----------------|--------|-------------------|-------|
| 13221 Broad butt, button tipped, loose pin hinge   | 100 x 75 x 2.5  | SSS    | DAX13221SSS-01LP  | 18.00 |
|  | 100 x 100 x 2.5 | SSS    | DAX13221SSS-03LP  | POA   |
| 13222 Broad butt, button tipped, ball bearing, fixed pin hinge                                 | 100 x 75 x 2.5  | SSS    | DAX13222SSS-02FP  | 23.50 |
|  | 100 x 100 x 2.5 | SSS    | DAX13222SSS-04FP  | 27.00 |
| 13222 Radius broad butt, button tipped, ball bearing, fixed pin hinge                          | 100 x 75 x 2.5  | SSS    | DAX13222SSS-02FPR | 15.00 |
| 13225 Fast fixed, button tipped, ball bearing, fixed pin hinge with pozi drive screws          | 100 x 68 x 2.5  | SSS    | DAX13225SSS-FP-T1 | 18.00 |
| 13225 Fast fixed, button tipped, ball bearing, fixed pin hinge with square drive timber screws | 90 x 45 x 2.5   | SSS    | DAX13225SSS-FP-T5 | 18.00 |
| 13303 pivot hinge set (maximum door weight 80kg)   |                 | SSS    | DAX13303SSS       | POA   |

# Legge Roller catches



| Description                           | Finish | Code        | Price |
|---------------------------------------|--------|-------------|-------|
| 15201 Kevdon roller catch with screws | SSS    | DAX15201SSS | 38.00 |
| Legge heavy duty roller catch         | SSS    | DAX15211SSS | 45.00 |

# Legge Flush bolts



| Description                       | Size (mm) | Finish | Code       | Price  |
|-----------------------------------|-----------|--------|------------|--------|
| 1912 Flushbolt                    | 150 x 25  | SCP    | DAX1912SCP | 110.00 |
| 4012 Flushbolt                    | 400 x 25  | SCP    | DAX4012SCP | 263.00 |
| 6012 Flushbolt                    | 600 x 25  | SCP    | DAX6012SCP | 413.00 |
| 8012 Flushbolt                    | 800 x 25  | SCP    | DAX8012SCP | 600.00 |
| 1913 Dust socket (suit 12mm bolt) |           | SCP    | DAX1913SCP | 30.50  |
| 1912 Socket bolt                  | 150 x 12  | SCP    | LG12SB     | 65.00  |

# Legge Chain bolts



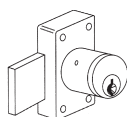
| Description  | Size (mm) | Finish | Code          | Price  |
|--|-----------|--------|---------------|--------|
| 1851 Chain bolt, reversible shoot with keepers and open out strike | 100       | SSS    | DAX1851SSS-01 | 127.00 |

# Schlage Cabinet locks

**Note:** Heavy duty commercial cabinet lock

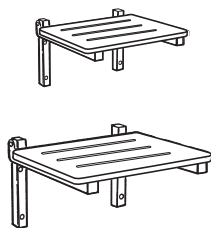
**Bolt throw:** 25mm

**Door thickness:** 22mm to 28.5mm



| Description         | Finish | Code     | Price  |
|---------------------|--------|----------|--------|
| CL1000 Cabinet lock | SCP    | SCL25636 | 318.00 |
| CL1000 Trim collar  | SCP    | SLP26044 | POA    |

## Legge Shower seats



| Description  | Dimensions (mm) | Code      | Price    |
|--|-----------------|-----------|----------|
| 18501 Fold away shower seat with white high-pressure laminate seat | 355 x 360       | L18501HPL | POA      |
| 18533 Fold away shower seat with white high-pressure laminate seat | 800 x 460       | L18533HPL | 1,800.00 |

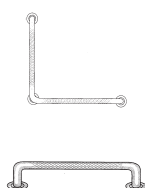
## Legge Signage



| Description        | Size (mm) | Finish | Code        | Price |
|--------------------|-----------|--------|-------------|-------|
| Male symbol        | 120 x 120 | SSS    | DAX16241SSS | 56.00 |
| Female symbol      | 120 x 120 | SSS    | DAX16251SSS | 56.00 |
| Disabled symbol    | 120 x 120 | SSS    | DAX16261SSS | 56.00 |
| Shower symbol      | 120 x 120 | SSS    | DAX16281SSS | 56.00 |
| Baby change symbol | 120 x 120 | SSS    | DAX16291SSS | 56.00 |
| Unisex symbol      | 120 x 120 | SSS    | DAX16271SSS | 56.00 |

## Legge Grab rails

**Note:** 1.2 gauge stainless steel, 31.8mm diameter complete with stainless steel screws and concealed fixing, peened or knurled grip finish.



| Description        | Dimensions (mm) | Grip/Finish | Code       | Price  |
|--------------------|-----------------|-------------|------------|--------|
| 90° Grab rail      | 750 x 750       | Peened/SSS  | LGR750-90S | 199.00 |
| Straight grab rail | 610             | Peened/SSS  | LGR610S    | 99.50  |
|                    | 305             | Knurled/SSS | SGR305     | POA    |
|                    | 455             | Knurled/SSS | SGR455     | 301.00 |
|                    | 720             | Knurled/SSS | SGR720     | 414.00 |
|                    | 810             | Knurled/SSS | SGR810     | POA    |