

Commercial Kits
Price List



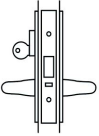
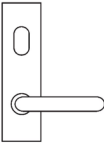
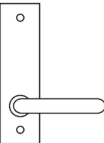
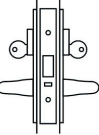
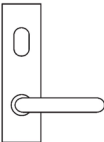
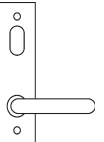
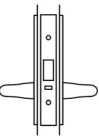
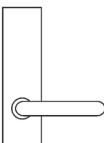
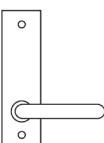
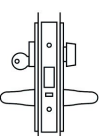
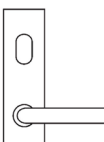

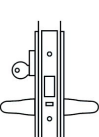
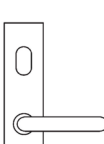
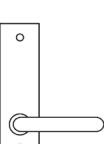
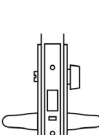


ALLEGION™

Index

| | |
|----|--|
| 02 | Legge 991 Series kits (60mm backset) |
| 03 | Legge 995 Series kits (30mm backset) |
| 04 | Legge 995 Series kits (38mm backset) |
| 05 | Schlage 951 Series short backset deadlocks |
| 05 | Legge G2 Series cylindrical locksets and deadbolts |
| 06 | Briton 1120 Series surface mounted closers |
| 06 | Briton 1130 Series surface mounted closers |
| 06 | Briton 2800 Series transom closers |
| 06 | Briton 5000 Series floor spring |
| 06 | Briton 7500 Series floor springs |
| 07 | Schlage stainless steel pull handles |
| 08 | Von Duprin 33A Series exit devices |
| 08 | Briton 370 Series exit devices |

Legge 991 Series kits (60mm backset)

For Bergen Lever add "B" after the 'L' in the item code, example: LB91V31S/700S.
Add \$49.00+GST to the List Price for Bergen lever.
Finishes: Finish is denoted by S (Satin Chrome Plate) and SBC (Satin Black Chrome) at the end of each code.
Note: Allow 30 working days for special finish orders.

| | External | Internal | Description | Kit contents | Code | Price |
|---|---|---|--|---|-------------------------------|--------------------|
|  |  |  | Office locking latch Outside: Key locks and unlocks handle. Handle operative except when locked by outside key Inside: Handle always operative | 991 Vestibule lock 60mm, 702 Alpha external cylinder, 712 Alpha internal plain, cylinder, timber forend and Tek screws | L91V31S/700S L91V31/700SBC | 710.00 925.00 |
|  |  |  | Lockdown lock Outside: Key locks and unlocks handle. Handle operative except when locked outside or inside key Inside: Handle always operative | 991 Vestibule lock 60mm, 702 Alpha external cylinder, 711 Alpha internal plain, two cylinders, timber forend and Tek screws | L91V27S/700S L91V27/700SBC | 810.00 1,005.00 |
|  |  |  | Passage latch Outside: Handle always operative Inside: Handle always operative | 991 Passage latch 60mm, 703 Alpha external plain, 712 Alpha internal plain, timber forend and Tek screws | L91C57S/700S L91C57/700SBC | 575.00 750.00 |
|  |  |  | Vestibule lock Outside: Operative except when locked by outside key or inside turn Inside: Turn locks and unlocks outside handle. Handle always operative | 991 Vestibule lock 60mm, 702 Alpha external cylinder, 714 Alpha internal turn, cylinder, timber forend and Tek screws | L91V21S/700S L91V21/700SBC | 745.00 965.00 |
|  |  |  | Storeroom lock Outside: Key operates bolt at all times. Handle always inoperative Inside: Handle always operative | 991 Storeroom lock 60mm, 702 Alpha external cylinder, 712 Alpha internal plain, cylinder, timber forend and Tek screws | L91V9S/700S L91V9/700SBC | 710.00 925.00 |
|  |  |  | Privacy latch Outside: Operative except when locked by inside turn. Emergency button unlocks both handles Inside: Turn locks and unlocks both handles | 991 Privacy latch 60mm, 704 Alpha emergency release indication, 714 Alpha internal turn, cylinder, timber forend and Tek screws | L91C33S/700S L91C33/700SBC | 880.00 1,140.00 |

Extension kits

| Description | Code | Price |
|--|----------|--------|
| Legge 990/991/995 extension kit 55–75mm doors with 50mm strike* | L9EXT50S | 138.00 |
| Legge 990/991/995 extension kit 55–75mm doors with 60mm strike* | L9EXT60S | 138.00 |
| * Kits are supplied with 2x screws, 2x spindles, 1x strike and 1x cylinder | | |

Parts

| Description | Code | Price |
|---|-----------|--------|
| Short lipped strike 40mm | LY9–LL40S | 44.00 |
| Long lipped strike 50mm | LY9–LL50S | 44.00 |
| Long lipped strike 60mm | LY9–LL60S | 44.00 |
| Extended cylinder C4 keyway to suit 55–75mm door (#2 Cam) | Z990235/2 | 122.00 |
| Brass star spindle 85mm | ZSS | 3.00 |
| Extended spindle 55–75mm | Z990451 | 2.50 |
| Extended furniture screw 55–75mm (4BA) | LLP80001 | 11.50 |

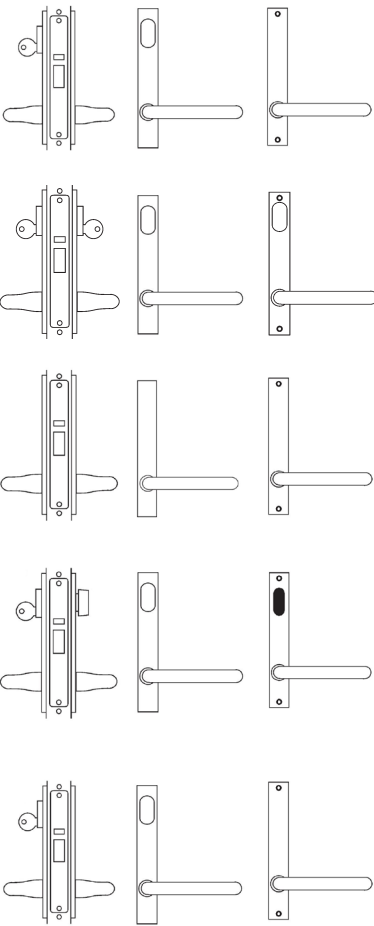
Legge 995 Series kits (30mm backset)

For Bergen Lever add "B" after the 'L' in the item code, example: LB95V31S30/5300S.

Add \$49.00+GST to the List Price for Bergen lever.

Finishes: Finish is denoted by S (Satin Chrome Plate) and SBC (Satin Black Chrome) at the end of each code.

Note: Allow 30 working days for special finish orders.

| External | Internal | Description | Kit contents | Code | Price |
|--|----------|--|--|-------------------------------------|--------------------|
|  | | Office lock Outside: Key locks and unlocks handle. Handle operative except when locked by outside key Inside: Handle always operative | 995 Vestibule lock 30mm, 5300 Alpha external cylinder, 5306 Alpha internal plain, cylinder, timber forend and Tek screws | L95V31S30/5300S L95V3130/5300SBC | 725.00 1,030.00 |
| | | Lockdown lock Outside: Key locks and unlocks handle. Handle operative except when locked outside or inside key Inside: Handle always operative | 995 Vestibule Lock 30mm, 5300 Alpha external cylinder, 5301 Alpha internal cylinder, two cylinders, timber forend and Tek screws | L95V27S30/5300S L95V2730/5300SBC | 935.00 1,205.00 |
| | | Passage latch Outside: Handle always operative Inside: Handle always operative | 995 Passage latch 30mm, 5305 Alpha external plain, 5306 Alpha internal plain, timber forend and Tek screws | L95C57S30/5300S L95C5730/5300SBC | 660.00 935.00 |
| | | Vestibule lock Outside: Key operates bolt at all times. Handle operative except when locked by inside turn Inside: Turn locks and unlocks outside handle. Handle always operative | 995 Vestibule lock 30mm, 5300 Alpha external cylinder, 5303 Alpha internal turn, cylinder, timber forend and Tek screws | L95V21S30/5300S L95V2130/5300SBC | 750.00 1,050.00 |
| | | Storeroom lock Outside: Key operates bolt at all times. Handle always inoperative Inside: Handle always operative | 995 Storeroom lock 30mm, 5300 Alpha external cylinder, 5306 Alpha internal turn, cylinder, timber forend and Tek screws | L95V9S30/5300S L95V930/5300SBC | 750.00 1,050.00 |

Extension kits

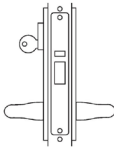
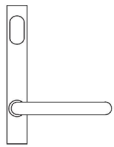
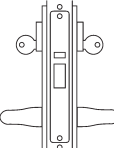
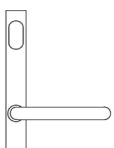
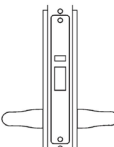
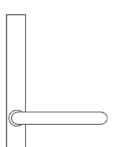
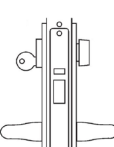
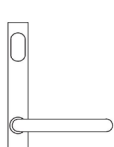
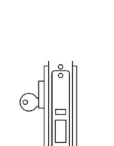
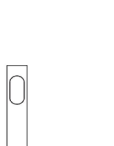
| Description | Code | Price |
|--|----------|--------|
| Legge 990/991/995 extension kit 55–75mm doors with 50mm strike* | L9EXT50S | 138.00 |
| Legge 990/991/995 extension kit 55–75mm doors with 60mm strike* | L9EXT60S | 138.00 |
| * Kits are supplied with 2x screws, 2x spindles, 1x strike and 1x cylinder | | |

Parts

| Description | Code | Price |
|---|-----------|--------|
| 995 screw pack – metal | Z995120 | 11.50 |
| 995 forend metal (995–FM) | Z995092 | 34.50 |
| 995 forend timber (995–FW) | Z995103 | 67.00 |
| Short lipped strike 40mm | LY9–LL40S | 44.00 |
| Long lipped strike 50mm | LY9–LL50S | 44.00 |
| Long lipped strike 60mm | LY9–LL60S | 44.00 |
| Extended cylinder C4 keyway to suit 55–75mm door (#2 Cam) | Z990235/2 | 122.00 |
| Brass star spindle 85mm | ZSS | 3.00 |
| Extended spindle 55–75mm | Z990451 | 2.50 |
| Extended furniture screw 55–75mm (M4) | LLP80010 | 7.80 |

Legge 995 Series kits (38mm backset)

For Bergen Lever add "B" after the 'L' in the item code, example: LB95V31S38/5300S.
Add \$49.00+GST to the List Price for Bergen lever.
Finishes: Finish is denoted by S (Satin Chrome Plate) and SBC (Satin Black Chrome) at the end of each code.
Note: Allow 30 working days for special finish orders.

| External | Internal | Description | Kit contents | Code | Price |
|---|---|--|--|-------------------------------------|--------------------|
|  |  | Office lock Outside: Key locks and unlocks handle. Handle operative except when locked by outside key Inside: Handle always operative | 995 Vestibule lock 38mm, 5300 Alpha external cylinder, 5306 Alpha internal plain, cylinder, timber forend and Tek screws | L95V31S38/5300S L95V3138/5300SBC | 745.00 1,050.00 |
|  |  | Lockdown lock Outside: Key locks and unlocks handle. Handle operative except when locked outside or inside key Inside: Handle always operative | 995 Vestibule Lock 38mm, 5300 Alpha external cylinder, 5301 Alpha internal cylinder, two cylinders, timber forend and Tek screws | L95V27S38/5300S L95V2738/5300SBC | 955.00 1,225.00 |
|  |  | Passage latch Outside: Handle always operative Inside: Handle always operative | 995 Passage latch 38mm, 5305 Alpha external plain, 5306 Alpha internal plain, timber forend and Tek screws | L95C57S38/5300S L95C5738/5300SBC | 680.00 955.00 |
|  |  | Vestibule lock Outside: Key operates bolt at all times. Handle operative except when locked by inside turn Inside: Turn locks and unlocks outside handle. Handle always operative | 995 Vestibule lock 38mm, 5300 Alpha external cylinder, 5303 Alpha internal turn, cylinder, timber forend and Tek screws | L95V21S38/5300S L95V2138/5300SBC | 770.00 1,070.00 |
|  |  | Storeroom lock Outside: Key operates bolt at all times. Handle always inoperative Inside: Handle always operative | 995 Storeroom lock 38mm, 5300 Alpha external cylinder, 5306 Alpha internal plain, cylinder, timber forend and Tek screws | L95V9S38/5300S L95V938/5300SBC | 770.00 1,070.00 |

Extension kits

| Description | Code | Price |
|--|----------|--------|
| Legge 990/991/995 extension kit 55–75mm doors with 50mm strike* | L9EXT50S | 138.00 |
| Legge 990/991/995 extension kit 55–75mm doors with 60mm strike* | L9EXT60S | 138.00 |
| * Kits are supplied with 2x screws, 2x spindles, 1x strike and 1x cylinder | | |

Parts

| Description | Code | Price |
|---|-----------|--------|
| 995 screw pack – metal | Z995120 | 11.50 |
| 995 forend metal (995–FM) | Z995092 | 34.50 |
| 995 forend timber (995–FW) | Z995103 | 67.00 |
| Short lipped strike 40mm | LY9–LL40S | 44.00 |
| Long lipped strike 50mm | LY9–LL50S | 44.00 |
| Long lipped strike 60mm | LY9–LL60S | 44.00 |
| Extended cylinder C4 keyway to suit 55–75mm door (#2 Cam) | Z990235 | 122.00 |
| Brass star spindle 85mm | ZSS | 3.00 |
| Extended spindle 55–75mm | Z990451 | 2.50 |
| Extended furniture screw 55–75mm (M4) | LLP80010 | 7.80 |

Schlage 951 Series short backset deadlocks

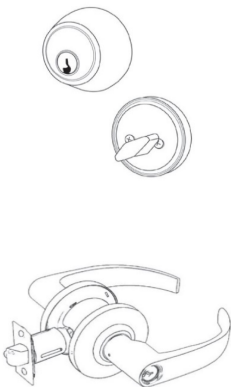
Door thickness: 32mm to 55mm
Bolt throw: 28mm



| Description | Code | Price |
|--|----------|--------|
| Model: 951-1 Sliding 23mm deadlock single cylinder with turn, double cylinder, self latching strike and aluminium forend | SCL10356 | 151.00 |
| Model: 951-4 Dual 30mm deadlock and sliding deadlock. Single cylinder with turn, double cylinder, self latching strike and wooden forend | SCL10364 | 404.00 |

Legge G2 Series cylindrical locksets and deadbolts

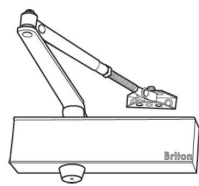
Backset: Deadbolt – 60/70mm adjustable, Neptune – 70m standard, 60mm and 127mm available.



| Description | Code | Price |
|---|--|---|
| Deadbolt Door thickness: 32mm to 50mm G160 Single cylinder and turn G162 Double cylinder | G2BOLTSCS G2BOLTDCS | 102.00 131.00 |
| Neptune Door thickness: 32mm to 50mm G10S Passage latch G40S Privacy latch G50PD Entrance lock G66PD Entrance lock double cylinder G70PD Classroom lock G80PD Storeroom lock G170 Single dummy trim | G2NPASS G2NPRIS G2NENTS G2NDCENTS G2NCLASS G2NSTRS G2NDUMS | 172.00 199.00 211.00 225.00 211.00 211.00 82.00 |
| Door thickness: 45mm to 60mm G10S Passage latch G50PD Entrance lock G70PD Classroom lock | G2NPASTS G2NENTTS G2NCLASTS | 309.00 387.00 387.00 |

Briton 1120 Series surface mounted closers

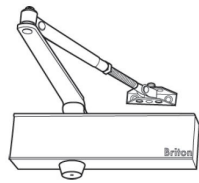
Finishes: Silver (SE) and Matte Black (MB).



| Description | Finish | Code | Price |
|--------------------------------------|--------|------------------|--------|
| Regular closer strength 2-4 | SE | BNT-1120B-SE | 275.00 |
| Regular closer with classic cover | MB | BNT-1120B-C-MB | 309.00 |
| Hold open closer strength 2-4 | SE | BNT-1120B-HO-SE | 337.00 |
| Track closer strength 1-3 | SE | BNT-1120B-T-SE | 415.00 |
| Track closer with classic cover | MB | BNT-1120B-T-C-MB | 442.00 |
| 1120 Accessories | | | |
| 1120 Series adaptor plate/drop plate | SE | BNT-1120-DP | 42.50 |
| 1120 Series parallel arm drop plate | SE | BNT-1120-PADP | 42.50 |

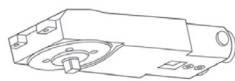
Briton 1130 Series surface mounted closers

Finishes: Silver (SE) and Matte Black (MB).



| Description | Finish | Code | Price |
|--|--------|------------------|--------|
| Regular closer strength 1-6 delayed action | SE | BNT-1130B-DA-SE | 419.00 |
| Regular closer with classic cover | MB | BNT-1130B-C-MB | 494.00 |
| Track closer strength 1-4 | SE | BNT-1130B-T-SE | 525.00 |
| Track closer with classic cover | MB | BNT-1130B-T-C-MB | 605.00 |
| 1130 Accessories | | | |
| 1130 Series parallel arm drop plate | SE | BNT-1130-PADP | 69.00 |

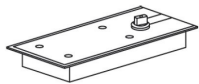
Briton 2800 Series transom closers



| Description | Finish | Code | Price |
|---|--------|-----------------|--------|
| Transom closer non hold open adjustable strength 2-4 | SE | BNT-2800 | 570.00 |
| Transom closer hold open 90° adjustable strength 2-4 | SE | BNT-2800/90 | 570.00 |
| Transom closer hold open 105° adjustable strength 2-4 | SE | BNT-2800/105 | 570.00 |
| Transom closer accessories | | | |
| 2800 Series cover plate aluminium application | SSS | BNT-2800A-CP-SS | 81.00 |

Briton 5000 Series floor spring

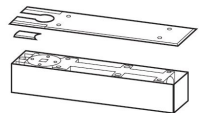
- Maximum door weight 100kg – fixed strength 4



| Description | Finish | Code | Price |
|--|--------|-------------|--------|
| Floor spring EN4 hold open 90° | SSS | BNT-5004/90 | 660.00 |
| Note: Supplied complete with top pivot set, bottom strap and cover plate | | | |

Briton 7500 Series floor springs

- Maximum door weight 300kg – adjustable strength 3-6



| Description | Finish | Code | Price |
|--|--------|-------------|----------|
| 7500 Floor spring size 3-6 non hold open | SSS | BNT-7500 | 1,620.00 |
| 7500 Floor spring size 3-6 hold open 90° | SSS | BNT-7500/90 | 1,620.00 |
| Note: Supplied complete with top pivot set, bottom strap and cover plate | | | |

Schlage Stainless steel pull handles

■ 316L marine grade stainless steel

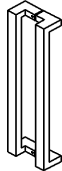



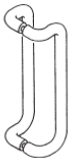


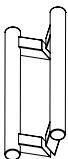
Fixing: Supplied as back to back in boxed packaging. Suitable for timber, glass or aluminium doors. Optional single fix kit available.

Door thickness: Timber or aluminium 32mm to 70mm, glass 10mm to 15mm.

Finishes: Satin Stainless Steel (SSS), powder coat Matte Black (MB) and Physical Vapour Deposition Black (PVD-B).

Code: Denote finish by adding MB, PVDB or SSS to the end of codes e.g. MB finish S316-1-625-**MB**.

Lead time (indent items): Allow 90 working days for indent items denoted in red. Minimum order quantity of 48 units applies.

| | Description | Overall length (mm) | Fixing centre (mm) | Code | SSS Price | MB Price | PVD-B Price |
|---|--|---------------------|--------------------|-------------|-----------|----------|-------------|
|  | Andor pull handles 25mm x 25mm section | 325 | 300 | S316-1-325 | 220.00 | 256.00 | 333.00 |
| | | 425 | 400 | S316-1-425 | 232.00 | 282.00 | 369.00 |
| | | 625 | 600 | S316-1-625 | 290.00 | 333.00 | 436.00 |
| | | 825 | 800 | S316-1-825 | 313.00 | 410.00 | 535.00 |
|  | Capri pull handles 32mm diameter | 332 | 300 | S316-6-332 | 173.00 | 231.00 | 308.00 |
| | | 482 | 450 | S316-6-482 | 208.00 | 256.00 | 333.00 |
| | | 632 | 600 | S316-6-632 | 232.00 | 308.00 | 400.00 |
| | | 832 | 800 | S316-6-832 | 267.00 | 384.00 | 500.00 |
|  | Corfu pull handles 32mm diameter | 450 | 250 | S316-7-450 | 220.00 | 256.00 | 333.00 |
| | | 600 | 400 | S316-7-600 | 278.00 | 308.00 | 400.00 |
| | | 800 | 600 | S316-7-800 | 290.00 | 384.00 | 500.00 |
| | | 1000 | 800 | S316-7-1000 | 313.00 | 410.00 | 535.00 |
| | | 1200 | 1000 | S316-7-1200 | 359.00 | 461.00 | 600.00 |
|  | Dego pull handles 25mm square section | 325 | 300 | S316-2-325 | 173.00 | 231.00 | 308.00 |
| | | 475 | 450 | S316-2-475 | 208.00 | 256.00 | 333.00 |
| | | 625 | 600 | S316-2-625 | 232.00 | 308.00 | 400.00 |
| | | 825 | 800 | S316-2-825 | 267.00 | 384.00 | 500.00 |
| | | 1025 | 1000 | S316-2-1025 | 290.00 | 410.00 | 535.00 |
|  | Silvi pull handles 32mm diameter | 332 | 300 | S316-8-332 | 220.00 | 256.00 | 333.00 |
| | | 482 | 450 | S316-8-482 | 255.00 | 308.00 | 400.00 |
| | | 632 | 600 | S316-8-632 | 290.00 | 333.00 | 436.00 |
| | | 832 | 800 | S316-8-832 | 313.00 | 384.00 | 500.00 |
| | | 1032 | 1000 | S316-8-1032 | 359.00 | 436.00 | 565.00 |
|  | Trento pull handles 40mm x 20mm rectangular section | 470 | 450 | S316-4-470 | 278.00 | 282.00 | 308.00 |
| | | 620 | 600 | S316-4-620 | 290.00 | 384.00 | 500.00 |
| | | 820 | 800 | S316-4-820 | 313.00 | 436.00 | 565.00 |
| | | 1020 | 1000 | S316-4-1020 | 359.00 | 461.00 | 600.00 |
|  | Turin pull handles 25mm square section | 600 | 450 | S316-3-600 | 278.00 | 384.00 | 500.00 |
| | | 800 | 600 | S316-3-800 | 290.00 | 436.00 | 565.00 |
|  | Verona pull handles 32mm diameter | 380 | 300 | S316-5-380 | 382.00 | 492.00 | 635.00 |
| | | 530 | 450 | S316-5-530 | 411.00 | 555.00 | 715.00 |
| | | 680 | 600 | S316-5-680 | 440.00 | 585.00 | 760.00 |
| | | 880 | 800 | S316-5-880 | 469.00 | 615.00 | 800.00 |
| | | 1080 | 1000 | S316-5-1080 | 498.00 | 675.00 | 880.00 |

Schlage Stainless steel pull handles

- 316L marine grade stainless steel

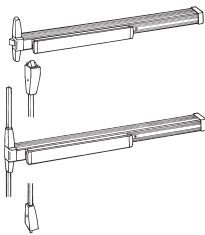
Fixing: Supplied as back to back in boxed packaging. Suitable for timber or aluminium doors. Optional single fix kit available.
Door thickness: Timber or aluminium 32mm to 70mm.
Finishes: Satin Stainless Steel (SSS) and Physical Vapour Deposition Black (PVD-B).



| Description | Overall length (mm) | Fixing centre (mm) | Code | SSS Price | PVD-B Price |
|---|---------------------|--------------------|----------|-----------|-------------|
| Verta pull handles* 38mm x 18mm rectangular section * Fixing: back to back on timber or metal doors only. | 800 | 762 | V16000-S | 840.00 | 1,100.00 |
| | 800 | 762 | V16000-B | | |

Von Duprin 33A Series exit devices

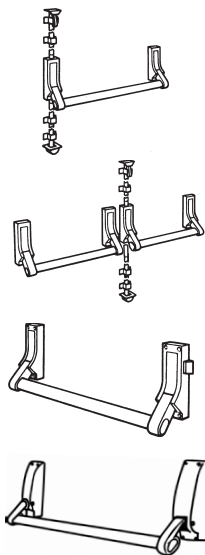
Fire rated: Refer fire door manufacturer for approval.
Door height: Standard rods accomodate 2,134mm door height, extension rods available.
Minimum stile width: 44mm
Finish: Satin Chrome Plate (SCP).



| Model | Description | Length | Finish | Code | Price |
|------------|-------------------------------|--------|--------|----------|----------|
| VD33A-EO | Rim exit device only | 914mm | SCP | VDD11530 | 1,660.00 |
| VD3327A-EO | Vertical rod exit device only | 914mm | SCP | VDD11353 | 2,610.00 |

Briton 370 Series exit devices

Door height: Standard rods accommodate 2,500mm door height. Long top shoot available.
Door width: Standard cross bar accommodates 1,300mm door width.
Finish: Silver (SE).



| Model | Description | Finish | Code | Price |
|-------|--|--------|----------|--------|
| 376E | Single panic bolt | SE | B376E/SE | 560.00 |
| 377E | Double panic bolt | SE | B377E/SE | 810.00 |
| 378E | Panic rim latch | SE | B378E/SE | 462.00 |
| 379E | Panic rim latch (991 mortice lock sold separately) | SE | B379E/SE | 605.00 |

