



# 990 S

## Sliding Door Lock

Legge's 990 S Sliding Door Mortice Lock has been designed specifically to meet the requirements of the Australasian market. The 990 S is ideally suited for commercial, industrial, institutional and government buildings, where durability and security are of major importance.

The 990 S has a high purity die cast zinc alloy case to provide rigidity and precision. Major internal components are made of either stainless steel or sintered steel/copper alloy to provide durability and strength.



## Features

- Sliding door lock provides robust locking solutions for commercial applications.
- Standard lock suitable for doors 32mm to 50mm thick. Extended cylinders available to accommodate thicker doors
- A threaded pin is used for secure cylinder retention

Warranties	
Mechanical	30 years
Finish	<a href="http://allegion.co.nz/finisheswarranty">allegion.co.nz/finisheswarranty</a>

# Specification guide

Function	Sub-function	Finish	Backset
Sliding door.....L9S	Sliding door lock.....S1 Double cylinder sliding deadlock.....S3 Lock-up shop sliding door deadlock.....S5 Exit sliding door deadlock.....S7 Sliding door privacy latch.....S33	Satin Chrome Plate.....S <b>Special Finishes:</b> Antique Bronze.....A Chrome Plate.....C Oil Rubbed Bronze.....ORB Polished Brass.....P Satin Black Chrome.....SBC Satin Brass.....SB Satin Black Unlacquered.....SBU	60mm.....standard

1. Function  
Select the desired function e.g. Sliding door lock ..... L9S
2. Sub-function  
Select the required sub-function e.g. S1 Sliding door lock ..... L9S1
3. Finish  
Select the desired finish e.g. Satin chrome plate ..... L9S1S

## Finishes



**ABZ**

Antique Bronze



**CP**

Chrome Plate



**ORB**

Oil Rubbed  
Bronze



**PB**

Polished Brass



**SBC**

Satin Black  
Chrome



**SB/SBU**

Satin Brass/  
Unlacquered



**SCP**

Satin Chrome  
Plate

## Testing and Compliance



**Security:**

Rated S8 and SL8 for physical security, SC7-SC8 for cylinder security and K6 for keying security



**Corrosion:**

Rated C7 for corrosion

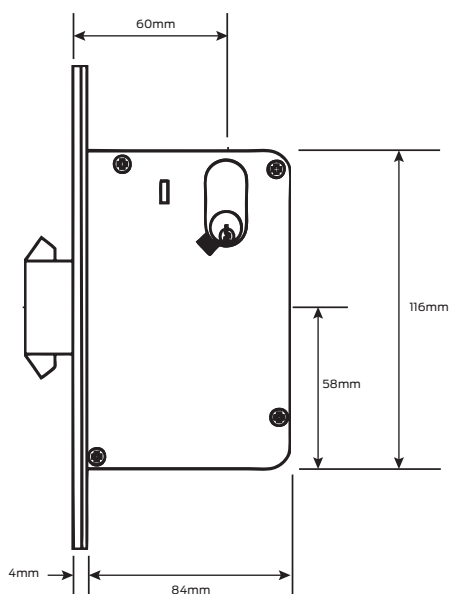


**Durability:**

Rated D8 for durability

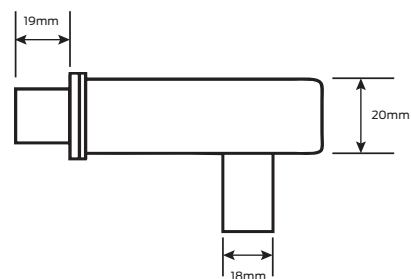
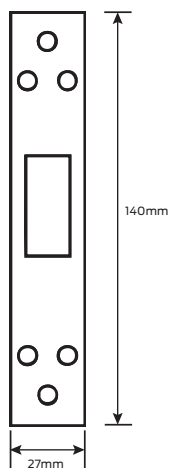
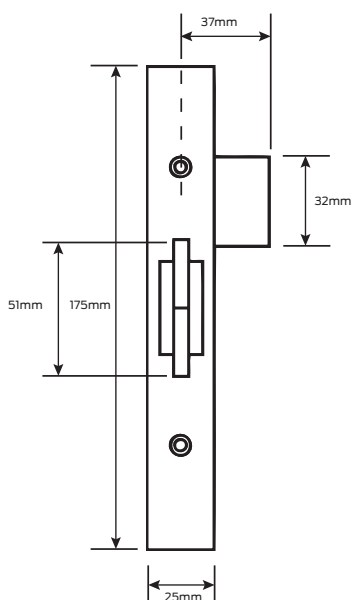
# Legge 990 S Sliding Door Lock

- Claw bolt operated by key or turn



## Specifications

<b>Door type</b>	Timber or metal
<b>Door thickness</b>	32mm to 50mm standard. Extended cylinders available to accommodate thick doors
<b>Lock case / chassis</b>	High purity zinc alloy
<b>Outer forend</b>	Stainless steel or brass
<b>Inner forend</b>	Stainless steel
<b>Bolt</b>	Sintered stainless steel claw bolt
<b>Strike plate</b>	Stainless steel or brass
<b>Backsets</b>	60mm
<b>Key cylinder</b>	C4 6 Pin keyway standard, Schlage C6 pin keyway optional, Schlage SR1 Restricted keyway optional, Schlage Everest Open & Restricted keyways optional



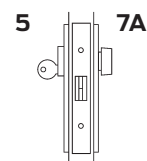
# Legge 990 S Sliding Door Lock

## Sub-function

## Cams and adaptors

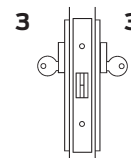
### S1 - Sliding door lock

Outside: Key operates bolt  
Inside: Turn operates bolt



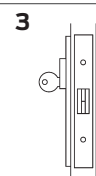
### S3 - Double cylinder sliding door deadlock

Outside: Key operates bolt  
Inside: Key operates bolt



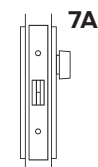
### S5 - Lock-up shop sliding door deadlock

Outside: Key operates bolt



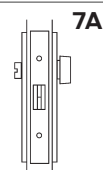
### S7 - Exit sliding door deadlock

Inside: Turn operates bolt



### S33 - Sliding door privacy latch

Outside: Emergency button operates bolt  
Inside: Turn operates bolt



# Legge 990 S Cams and Cam Adaptors

3



5



7A (with adaptor)

